

Next-Generation

Ranger



Ford

#NextGenRanger

Bigger, Tougher, Smarter

Meet our smartest, most capable, most versatile Ranger ever.

Designed for over 180 countries, this is the bakkie the world will turn to – for work, family and play. Get ready to unlimit your Next-Gen Ranger life.

The Next-Gen Ranger Wildtrak

Distinctive appearance and high-end capability. The Next-Gen Ranger Wildtrak premium interior is stacked with technology to give you a new level of command and control.



The Next-Gen Ranger XLT

Tough, capable, comfortable and connected. The Next-Gen Ranger XLT has what you need on and off-road for workdays, weekends, whenever. (17" Wheels and Alloy Sport Bar shown are optional extras on XLT.)



The World's Most Versatile Bakkie

The Next-Gen Ranger helps you make light work of any job with best-in-class towing, payload and engine. There's no end to its versatility either, with integrated rear box step, new Cargo Management System, a wider load box that fits 'Euro' pallets and a tailgate work bench.

Cargo management system is optional on XLT and Wildtrak. Drop in bedliner with the ability to create your own storage compartments is standard only on Wildtrak. 17" wheels shown are optional on XLT. Rear Box step is optional on XLT.

Better ways to work



Clamp pockets

Two clamp pockets on the end of the tailgate allow you to clamp timber or tools to the tailgate work bench. They're concealed by spring-loaded capping when not in use.



Wildtrak's Cargo management system

Wildtrak's tie down cleats can be configured to your specific needs, with an adjustable internal load rail on each side of the bed. Cleats slide and lock into 9 locations and are load rated to 250kg.



Fits a pallet

The Next-Gen Ranger has a wider track providing more room between the wheel arches. You can now load a standard sized "Euro" pallet (1,200mm x 800mm) in the bed.



Improved bedliner

The ribs on the floor of the moulded bedliner are now wider, offering more surface area to better grip cargo, and a more comfortable surface to kneel on.



Zone lighting¹

On selected models, a network of lights including headlamps, external mirror puddle lamps and rear box lamps work together to illuminate the perimeter of the vehicle so you can work or play into the night.

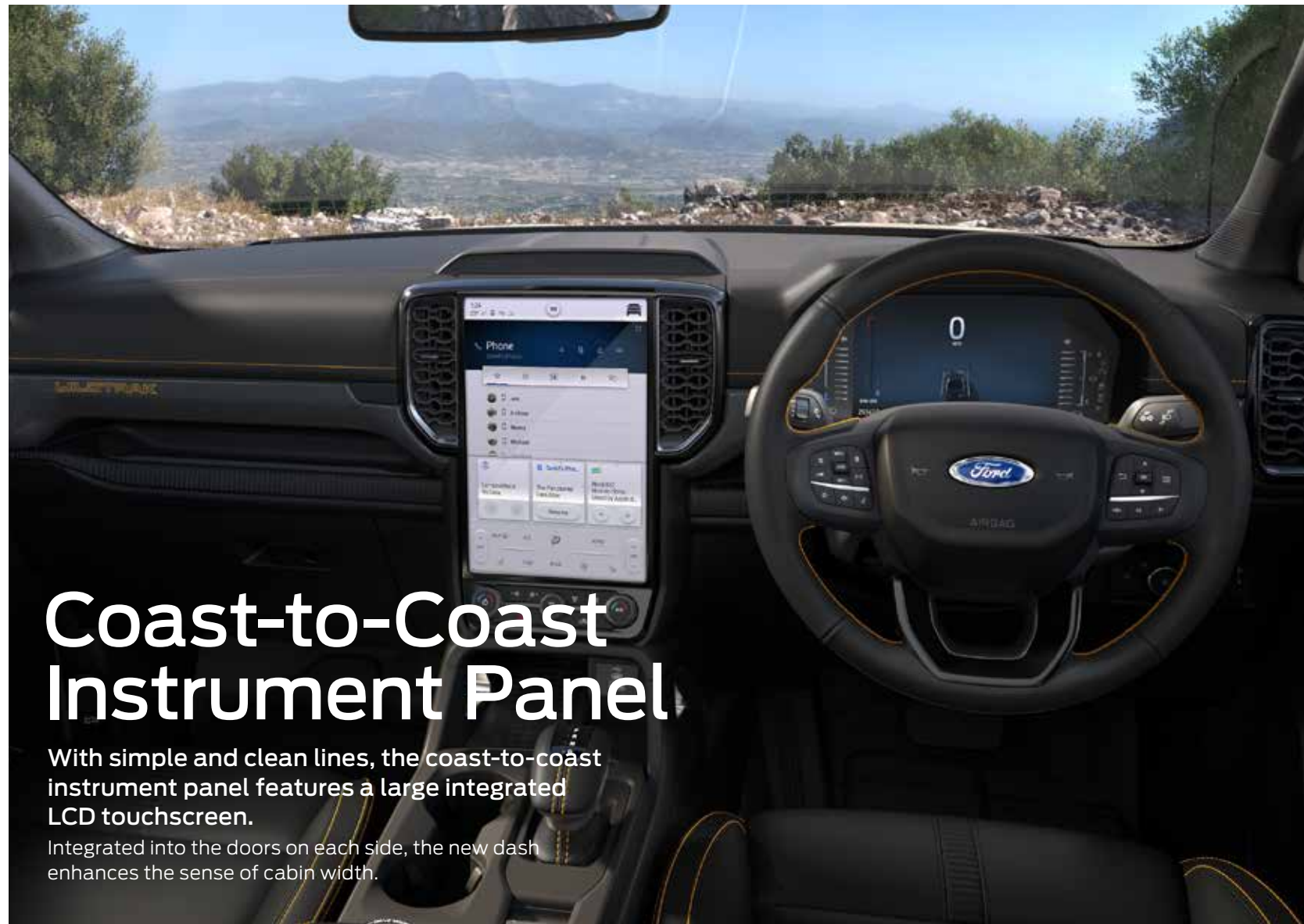


Rear box step is optional on XLT and Standard on Wildtrak.





Signature interior finish



Coast-to-Coast Instrument Panel

With simple and clean lines, the coast-to-coast instrument panel features a large integrated LCD touchscreen.

Integrated into the doors on each side, the new dash enhances the sense of cabin width.



Effortless interactivity

The Next-Gen Ranger lets you experience a whole new world of connectivity, with wireless charging, wireless connection and the cloud-based **SYNC® 4A²** infotainment system.



SYNC® 4A²

A cloud-connected in-vehicle communication and entertainment system with a host of features, made easier by the system showing your last 5 actions, wireless smartphone integration, and a 10.1-inch or 12-inch touchscreen.

Wireless Charging Pad³

Avoid the hassle of having to plug in your phone. Simply place it on the Ranger's wireless charging pad and you're good to go.



Wireless Charging Pad


Next-Gen Power & Capability

New and upgraded engines, a range of transmission and selectable drive modes are just some of the features that make The Next-Gen Ranger the most capable bakkie on the market.


A reinforced chassis, new shock tower mounts, unique upper and lower control arms and a refined Watts link rear end allows the Next-Gen Ranger to handle punishing off-road conditions.



- 2.0L Single-Turbo with 6-speed manual & automatic
- 3.0L V6 turbo-diesel with 10-speed automatic
- 2.0L Bi-Turbo with 10-speed automatic



Selectable drive modes⁴



Ultimate towing experience⁵

Intelligent Oil Life Monitoring System (IOLM)

The way you drive can have a significant impact on how often your oil needs changing.

The Intelligent Oil Life Monitor in Ford vehicles is a smart system that monitors oil life and alerts you with a message in the instrument cluster and FordPass app when the oil needs changing.



Service



Connect anywhere

Every Next-Gen Ranger comes fitted with an embedded modem known as FordPass⁶ Connect.

Using the FordPass app on your smartphone enables you to locate your vehicle, lock and unlock your doors and even remotely start your engine. Opening up a world of connectivity.




Remote Vehicle Horn and Announce



Receive Health Alerts like battery or oil levels.



Check your fuel levels remotely.



Safety Done Smart

The Next-Gen Ranger is our safest Ranger ever.

It's packed with advanced safety features and driver assisted technologies to help protect you and those you care about, on and off the road.



Active Park Assist 2.0⁷

For times when you don't want to do it yourself, by simply holding down the Park Aid button, The Next-Gen Ranger can help steer the vehicle into position.



Blind Spot Monitoring with Cross Traffic Alert & Trailer Coverage⁸

The Next-Gen Ranger takes blind-spot-detection to the next level. BLIS® (Blind Spot Information System) with Trailer Coverage⁴ can alert you if a vehicle is detected in your Next-Gen Ranger's or trailer's blind spot. It's added peace of mind and makes for safer and less stressful driving.

Optional on XLT and standard on Wildtrak.



360-Degree Camera⁹

On selected models, offers a bird's-eye top-down view around your vehicle, making it easier than ever to navigate tight spaces and crowded parking lots.



Adaptive Cruise Control with Stop & Go and Lane Centering¹⁰.

On selected models, this feature allows you to maintain a preset speed and distance from the vehicle ahead. If traffic slows in front of you, the vehicle will automatically slow down and come to a stop and then return to your set cruising speed once traffic clears. Plus, Lane Centering helps keep your vehicle centered in the lane.

Next-Gen ownership experience



Ford Protect

Ford Protect Offers a holistic suite of service, maintenance, extended warranty and roadside assistance products aimed at keeping your Next-Gen Ranger in top running condition.



All **Next-Gen Ranger** derivatives have it's service plan unbundled from the purchase of the vehicle in line with the Competition Commission's Guidelines for the Automotive After-market Industry. Service and maintenance plans can be purchased directly from the Finance and Insurance Manager at any Ford Authorised dealership. The service plan will cover the scheduled services on your selected plan based on the time, intervals and kilometers. For complete peace of mind motoring the Premium Maintenance Plan covers scheduled services, preventative care and replacement of "wear and tear" components as well as mechanical and electrical failure. Terms and Conditions apply.

Warranty: Extension covering your vehicle for up to 7 years or 200 000kms from the original warranty start date.

Service Plans options Available for up to 8 years or 165 000kms from original warranty start date.

Maintenance Plans: Ford Protect has a variety of maintenance options for up to 8 years or 165 000kms.

Roadside Assistance: Opt for an additional 1 or 2 years Roadside Assistance.

Please contact your nearest Ford Dealer for more information regarding Ford Protect plans and products options or visit www.ford.co.za/fordprotect.

Errors and omissions excepted (E&OE). **New Vehicle Limited Warranty.

We're constantly introducing new tools and services, designed to adapt to your needs throughout the life of your vehicle.



FordPass

FordPass puts the ownership experience in the palm of your hands. With the app, you'll enjoy remote access and control to features like Remote Start/Stop, Vehicle Health Alerts, Vehicle Locations and Online Service Booking* anytime, anywhere.



Next-Gen Ranger Experts

Whether you're just starting out on your shopping journey or want to learn all about the advanced features and amazing things the Next-Gen Ranger can do, our Experts can help with personalised expert advice. Learn about features, get buying advice on what model best suits your lifestyle and even get assistance with reserving a unit online – all at a time convenient to you.



Discover your Ford

An online Learning Hub will give you in-depth information on everything from Connecting FordPass to making the most of Drive Modes, all at your fingertips when you need it. With hundreds of tailored multimedia articles, we've made sure you can learn all there is to know about your car anytime, anywhere. Plus there's lots more to come.



Online Service Booking*

You can now book a service for your Ford using the FordPass app or by visiting the Ford website. Simply register on the website or the app and select your preferred Ford dealer to get your vehicle serviced with the least amount of hassle. You can also modify or cancel your booking at any time.



Express Service*

Ford's Express Service is specifically meant for reduced service wait times and when time is of the essence. Our qualified Ford technicians ensure that your vehicle is serviced without any compromise, within an hour, giving you more time on the day of service.



Service Price Calculator

Get the best gauge of your vehicle service costs with our Service Price Calculator. No more surprises and absolute transparency.

*Available at selected Ford dealerships only.

Nobody knows your Ford like we do

There's no better way to personalise your Ford than with the wide range of Ford accessories available for every model.

From bonnet protectors, scuff plates and bull bars to canopies, roller shutters and tonneau covers, you'll find lots of options to make your Ford uniquely your own at one of our nation-wide Dealers.



Genuine Quality

Every Ford Genuine and Ford Licensed Accessory has undergone a rigorous evaluation process by Ford engineers to ensure it's fully compatible with your vehicle for optimal integration and performance.



Four Year Warranty

Enjoy complete peace of mind with all Ford Genuine and Ford Licensed Accessories, backed by a full Ford Warranty of up to 4 Years and 120 000 kilometers.



South Africa Wide

Our vast national network of Ford Dealers means there's a fitment centre conveniently located near you. Always up-to-date with thorough knowledge of the newest products and latest technical information, your local Ford Dealership is the perfect place for all your accessory needs.



Weather shields

Featuring a low profile design that helps deflect wind and rain whilst also helping to reduce window fogging by allowing interior heat to escape.



Scuff Plates

Helps protect the door sills from scratches and scuffs. Enhances the appearance of the vehicle and features Ranger branding.



Headlamp Protector

Enhance the look of your Next-Gen Ranger with these headlamps surround trims. Made from durable, high-quality, UV resistant materials that help prevent cracking, fading, and warping.



Bed Divider

The Bed Divider is fitted in the integrated cargo management system rail channels of the vehicle. The divider slides back and forth and locks in multiple positions operated by the hand-wheel. By separating your cargo area into two compartments you can prevent your groceries, tools, luggage and other items from sliding to the front – making them difficult to reach or causing damage.



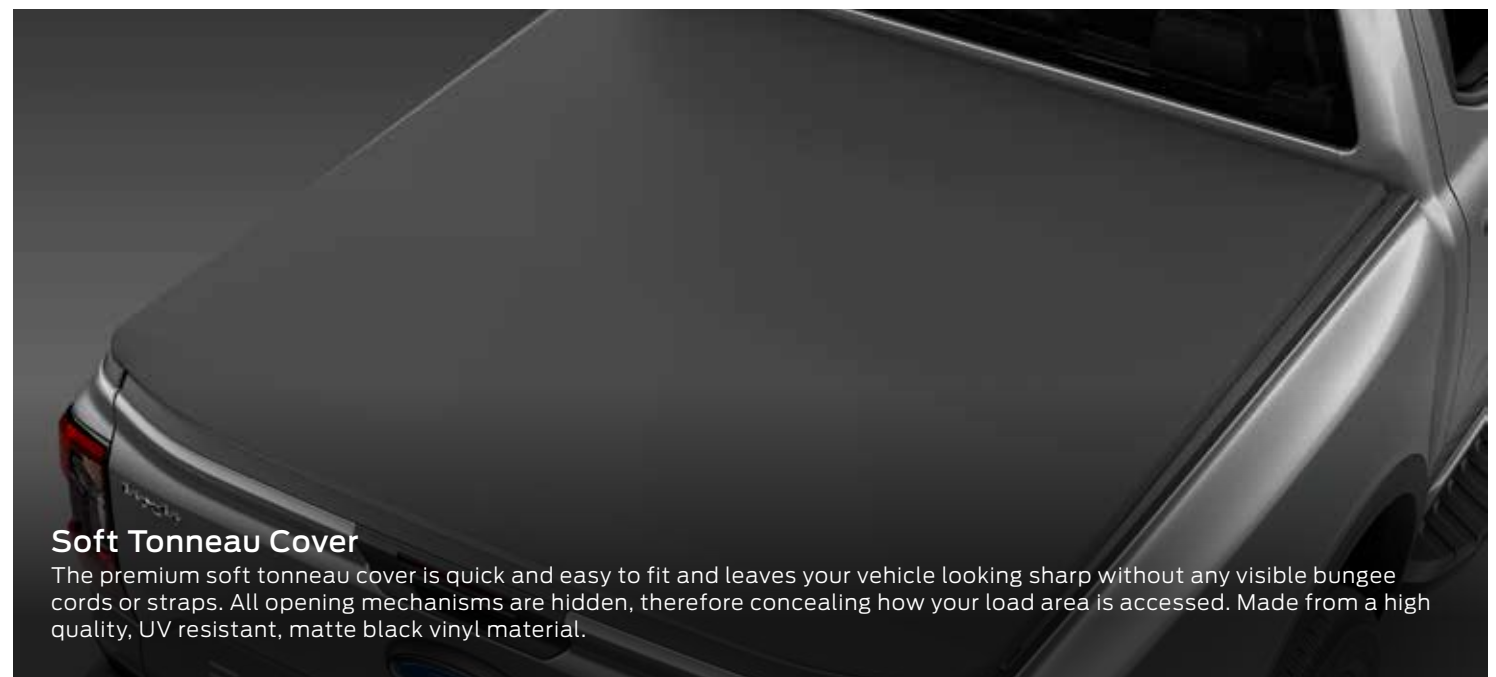
Sports Bar

Add a unique, sporty appearance to your Next-Gen Ranger with the long leg sports bar. Features a black, powder-coated finish.



Decals - Speed Stripes

Stand out from the crowd with these matte black side body decals. Features Ranger branding with a design that accentuates the lines of the vehicle. Made from 3M high performance graphic film.



Soft Tonneau Cover

The premium soft tonneau cover is quick and easy to fit and leaves your vehicle looking sharp without any visible bungee cords or straps. All opening mechanisms are hidden, therefore concealing how your load area is accessed. Made from a high quality, UV resistant, matte black vinyl material.



LEVEL 1

COMPLIMENTARY 4X4 TRAINING

When purchasing a Next-Gen 4x4 RANGER or EVEREST you qualify for a FREE introductory 4x4 course.*

The benefits of 4x4 training:

Acquire skills and knowledge which can be applied to ensure optimal, safe, and environmentally application of the 4WD vehicle on and off-road.

For more details please see our website:

www.ford.co.za

*The voucher is valid for a year from date of purchase.



Next-Gen Ranger Colours



Frozen White



Blue Lightning*



Diffused Silver*



Agate Black*



Moondust Silver*



Lucid Red*



Carbonized Gray*

Note: The images are used to illustrate body colours only, and may not reflect the vehicle described. Colours and trims reproduced within this brochure may vary from the actual colours, due to the limitations of the printing processes used.

*Metallic paint colours available at additional cost.

Next-Gen Ranger Wildtrak Colours



Frozen White



Agate Black*



Carbonized Gray*



Cyber Orange*



Lucid Red*



Moondust Silver*

The **Ford Wildlife Foundation (FWF)** supports environmental education, research and conservation projects around Sub-Saharan Africa. The Ford RANGER is used to enable the projects to go further, and make a real impact in the environment in which they operate. For further information on the FWF, visit ford.co.za or email wildlife@ford.com.



Available Options

BASE Option Pack

	BASE Upgrade Pack
Chrome Grille Surround	✓
Front Fender Grille – Bright	✓
Side Mirror – Chrome	✓
Door Handles –Chrome	✓
Front Bumper – Body Colour	✓
Spray In Load Box Bedliner	✓
Cruise Control with Adjustable Speed Limiter	✓
Rear step painted bumper	✓

BASE Double Cab 4x2 HiRide



BASE Double Cab 4x4



BASE Standalone Options

Spray-in Bedliner	17” Alloy Wheels	Spare Wheel Lock
-------------------	------------------	------------------

XL Option Packs

	Off-Road Pack	XL Upgrade Pack #1	XL Upgrade Pack #2	XL Upgrade Pack #3	XL Upgrade Pack #4	XL Upgrade Pack #5	XL Upgrade Pack #6
Underbody Protection	✓		✓		✓		✓
17” Alloy Wheels – All Terrain	✓		✓		✓		✓
Chrome Grille Surround		✓	✓			✓	✓
Chrome Front Fender		✓	✓			✓	✓
Chrome Side Mirror & Door Handles		✓	✓			✓	✓
Body Colour Rear Bumper		✓	✓			✓	✓
17” Alloy Wheels - All Season		✓		✓		✓	
Electronic Automatic Temperature Control & Rear Vents on Double Cab				✓	✓	✓	✓
Rear View Camera				✓	✓	✓	✓
Rear Park Distance Control				✓	✓	✓	✓
Cruise Control				✓	✓	✓	✓

XL Double Cab HiRide Upgrade Pack 6



XL Double Cab Off-road Pack



XL Standalone Options

Spray-in Bedliner	Side Steps	Tow Bar	Spare Wheel Lock
-------------------	------------	---------	------------------

Available Options

XLT Option Packs

	Off-Road Pack	XLT Upgrade Pack #1	XLT Upgrade Pack #2	XLT Upgrade Pack #3	XLT Upgrade Pack #4	XLT Upgrade Pack #5	XLT Upgrade Pack #6
Underbody Protection	✓			✓		✓	✓
17" Alloy Wheels – All Terrain	✓					✓	
Black Side Mirror		✓			✓	✓	✓
Black Door Handles		✓			✓	✓	✓
Black Painted Grille		✓			✓	✓	✓
Black Sport Bar		✓			✓	✓	✓
Front Bumper – Body Colour & Lower Accent Colour		✓			✓	✓	✓
Rear Bumper – Accent Colour		✓			✓	✓	✓
Fog Lamp Bezel		✓			✓	✓	✓
17" Alloy Sport Wheels – All Season		✓					
EATC & Rear Vents on Double Cab			✓	✓	✓		✓
Wireless Charging			✓	✓	✓		✓
Navigation			✓	✓	✓		✓
Embedded Voice Assistant			✓	✓	✓		✓
Partial Leather - Seats			✓	✓	✓		✓
Collision Mitigation			✓	✓	✓		✓
Post Impact Braking			✓	✓	✓		✓
Lane Keeping Aid			✓	✓	✓		✓
Auto High Beam Headlamp			✓	✓	✓		✓
BLIS with Trailer coverage			✓	✓	✓		✓
Spare Accessory Switches			✓	✓	✓		✓
LED Tail Lamps			✓	✓	✓		✓
17" Alloy Wheels A/S OR 18"Alloy Wheels A/S			✓		✓		
17" Alloy Wheels A/T OR 18"Alloy Wheels A/T. Includes Alloy Spare wheel and spare wheel lock				✓	✓		✓
Spare Wheel Lock						✓	✓

XLT Double Cab HiRide Upgrade Pack 3 (17" Wheel)



XLT Double Cab Upgrade Pack 6 (17" Wheel)



XLT Double Cab HiRide Off-road Pack



XLT Standalone Options

Rear Box Step	Cargo Management System	Spare Wheel Lock
---------------	-------------------------	------------------

Wildtrak Available Options

	Standalone Options
Power Roller Shutter	✓
Cargo Management System	✓
18 Alloy Wheels – All Terrain <i>(Same alloy as Std Wheel with All Terrain Tyre)</i>	✓
20 Alloy Wheels – All Season <i>(Contains Spare Wheel Lock)</i>	✓
Spare Wheel Lock	✓
Underbody Protection (Steel) – <i>On 4x4 Wildtrak variants only the plastic Fuel tank guard is the option. On 4x2 the steel underbody shield and the fuel tank guard are in the option.</i>	✓



BASE	Base 2.0L SIT D-Cab 4x2 6MT	Base 2.0L SIT D-Cab 4x4 6MT
Engine		
Engine Type	2.0-Litre Single Turbo Diesel	2.0-Litre Single Turbo Diesel
Engine Size (cm³)	1996	1996
Compression Ratio	15,8:1	15,8:1
Maximum Power	125 @ 3500	125 @ 3500
Maximum Torque	405 @ 1750-2500	405 @ 1750-2500
No. of Valves	16	16
Bore x Stroke (mm)	84.01x90.00	84.01x90.00
Fuel Management System	Direct Cylinder Injection	Direct Cylinder Injection
Transmissions		
5-Speed manual transmission	-	-
6-speed manual transmission	S	S
6-speed automatic transmission	-	-
10-speed automatic transmission	-	-
Driveline		
RWD	S	-
4x4 with Electronic Shift On The Fly (ESOF)	-	S
Fuel		
Combined Fuel Economy (L/100km)(Manual)	6,9	7,1
CO ₂ Emissions (g/km)(Manual)¹	181	187
Fuel Tank Capacity (L)	80	80
Fuel Type	Diesel	Diesel
Exterior Dimensions (mm)		
Vehicle Length - with rear bumper (where fitted)	5350	5350
Vehicle width (with mirrors extended)	2208	2208
Vehicle width (with mirrors folded)	2015	2015
Overall Height	1886	1886
Approach Angle	30	30
Departure Angle (With Tow Bar)	23	23
Departure Angle (Without Tow Bar)	25.6	25.6
Overhang - Front	865	865
Overhang - Rear	1215	1215
Track - Front / Rear	1620	1620
Wheelbase	3270	3270
Ground clearance (unladen, mm)	235	235
Wading Depth (mm)	800	800
Ramp Breakover Angle (degrees)	21	21
Turning Circle - Kerb to Kerb (m)	12.9	12.9
Interior Dimensions (mm)		
Front Headroom	1022	1022
Front Legroom	1057	1057
Front Shoulder Room	1450	1450
2nd Row Headroom	988	988
2nd Row Legroom	879	879
2nd Row Shoulder Room	1440	1440
Vehicle Masses (kg)		
Kerb Weight - Total	2065	2153
Vehicle Masses (kg) Continued		
Payload	995	1037
Gross Vehicle Mass	3060	3190
Gross Combined Mass	6150	6150
Maximum Braked Towing Capacity	3500	3500

BASE	Base 2.0L SIT D-Cab 4x2 6MT	Base 2.0L SIT D-Cab 4x4 6MT
Chassis & Suspension		
Front & Rear Suspension	Standard Duty Suspension	Standard Duty Suspension
Brake Front / Rear	Front Disc / Rear Drum brakes	Front Disc / Rear Drum brakes
Steering System	Power Steering	Power Steering
Locking Differential	Open Style Rear Axle	Open Style Rear Axle
Park Brake	Mechanical	Mechanical
eShifter	-	-
Tow Bar	-	-
Wheels		
Wheel Size & Type	16" Steel	16" Steel
Tyre	255/70 R16 A/S	255/70 R16 A/S
Spare Wheel	16" Steel	16" Steel
Exterior		
Exterior Lighting - Headlamps	Halogen	Halogen
Exterior Lighting - Tail lamps	Halogen	Halogen
Exterior Lighting - Front Fog Lamps	-	-
Centre High Mounted Stop Light	-	-
Exterior Lighting - LED Daytime Running Lamps	-	-
Exterior Lighting - Auto Headlamp on-off	S	S
Exterior Lighting - Zone Lighting	-	-
Exterior Door Handles - Colour	Black	Black
Exterior Mirrors - Colour	Black	Black
Exterior Mirrors - Functionality	Manual	Manual
Front Bumper	Black	Black
Grille	Black	Black
Recovery Hook	Front (x1)	Front (x1)
Plastic Under Body Splash Protection		
Steel Underbody Protection (Front, Engine and Transfer Case)	-	-
Side Step	-	-
Mud Flaps	Rear	Rear
Rear Bumper	-	-
Load Box Access Step	-	-
Roof Rails	-	-
Rear Sports Bar	-	-
Load Box Elements		
Drop In Bedliner		
Spray-In Bedliner	O	O
Power To The Box - 12V & 400W Inverter	-	-
Box Top Protective Capping with Load Box Access Caps	S	S
External Tie Down Rail	S	S
Internal Tie Down Points	S	S
Load Box Illumination	-	-
Load Box Partitioning slots	-	-
Tailgate Clamp Pockets	S	S
Tailgate Ruler & Cup holders	S	S
Tailgate Lock	Manual	Manual
Tailgate with Lift Assistance	-	-
Power Roller Shutter	-	-
Interior, Seating and Door Trim		
Leather Wrapped Steering Wheel & Gear Knob	-	-
Vinyl Wrapped Steering Wheel & Leather Gear Knob	-	-
Steering Wheel Manual Adjustment (Reach & Rake)	S	S

BASE	Base 2.0L SIT D-Cab 4x2 6MT	Base 2.0L SIT D-Cab 4x4 6MT
Interior, Seating and Door Trim Continued		
Seat Material	Vinyl	Vinyl
Seat Functionality	Manual	Manual
Adjustable Driver's Seat	4-Way Manual Adjust (Track/ Recline)	4-Way Manual Adjust (Track/ Recline)
Adjustable Passenger's Seat	4-Way Manual Adjust (Track/ Recline)	4-Way Manual Adjust (Track/ Recline)
Child Seat ISOFIX Anchorage Points (x 2)	S	S
Floor Covering	Vinyl	Vinyl
Floor Mats	-	-
Comfort and Convenience		
Ambient Lighting	-	-
Centre Console with Single Lid and 2 Cup Holders	S	S
Charging		
Auxiliary 12V Power Outlet - Centre Console Bin	S	S
Auxiliary 12V Power Outlet - Rear of Centre Console	-	-
USB Ports (USB A and USB C) - centre console	S	S
USB Ports (USB A and USB C) & 240V AC socket - rear of centre console	-	-
Wireless Charger	-	-
Power To The Box - 12V & 240V AC Sockets	-	-
Power To The Box - 12V	-	-
Climate Control	Single Zone Manual	Single Zone Manual
2nd Row Rear Console A/C Vents	-	-
Power Windows	Front & Rear	Front & Rear
- 1 Touch Up & Down	Driver and Passenger	Driver and Passenger
Privacy Glass	-	-
Rain Sensing Windscreen Wipers	-	-
Rear View Mirror	Manual Day/Night Inside	Manual Day/Night Inside
Underseat Stowage	S	S
Windscreen Mounted USB Port	-	-
Audio And Communication		
Embedded Modem connected to Ford Cloud	S	S
FordPass Connect featuring remote start, lock / unlock, vehicle locator, vehicle health alerts, vehicle status oil life, enhanced customer connectivity settings	S	S
Digital Instrument Cluster with Configurable Display	8" LCD	8" LCD
Colour Multi-Function Touch Screen Display	10.1" screen	10.1" screen
Speakers	4	4
AM/FM Stereo Radio	S	S
Bluetooth® with Phone / Audio Streaming	S	S
Satellite Navigation	-	-
Audio And Communication Continued		
SYNC®4A	S	S
Steering Wheel Audio/Function Control	S	S
Wireless Apple CarPlay™ & Android Auto™	S	S

BASE	Base 2.0L SIT D-Cab 4x2 6MT	Base 2.0L SIT D-Cab 4x4 6MT
Safety and Security		
Alarm with Perimeter, Interior Motion & Vehicle Inclination Sensors	S	S
Airbags - Dual Front	-	-
Airbags - Dual Front, Front Side, Curtain	-	-
Airbags - Dual Front, Front Side, Curtain & Driver Knee	S	S
3 Point Lap Sash Seat Belt - All Positions	S	S
Post-Collision Braking	-	-
Power Door Dead Locks	S	S
Smart Keyless Entry with Push Button Start	-	-
Immobilizer	S	S
Driver Assistance		
Active Park Assist 2.0 with full autonomous parallel and perpendicular parking	-	-
Cruise Control	P	P
Adaptive Cruise Control with, Stop & Go & Lane Centering	-	-
Adjustable Speed Limiter	P	P
Auto Matrix Headlamps - Speed Dependent Lighting, Auto High Beam, Auto Dynamic Leveling, Glare Free High Beam, Dynamic Bending Light	-	-
Blind Spot Monitoring with Trailer Coverage	-	-
Cross Traffic Alert	-	-
Dynamic Stability Control (DSC) incorporating ABS, Load Adaptive Control, Roll Over Mitigation, Traction Control & Trailer Sway Control	S	S
Evasive Steer Assist	-	-
Hill Launch Assist	S	S
Hill Descent Control	-	S
Lane Keeping System with Road Edge Detection	-	-
Pre-Collision Assist	-	-
Dynamic Brake Support	-	-
Forward Collision Warning System	-	-
Autonomous Emergency Braking (AEB) with Pedestrian Detection	-	-
Reverse Brake Assist	-	-
Parking Sensors	-	-
Rear View Camera	-	-
360° Camera	-	-
Tyre Pressure Monitoring System	-	-
Towing		
Maximum Braked Towing Capacity	3500	3500
Trailer Light Check	S	S
Tow Haul Mode (part of Selectable Drive Modes)	-	-
Blind Spot Monitoring with Trailer Coverage	-	-
Recovery Hooks	Front (x1)	Front (x1)
Off Road		
Dual Battery Capability	s	s
Off Road Screen	-	-
Auxiliary Upfitter Switches	-	-

S = Standard O = Factory Option that can be ordered before a vehicle is manufactured P = Part of a Pack A = Available as Accessory

XL	XL 2.0L SIT D-Cab 4x2 6MT	XL 2.0L SIT D-Cab 4x2 6AT	XL 2.0L SIT D-Cab 4x4 6MT	XL 2.0L SIT D-Cab 4x4 6AT
Engine				
Engine Type	2.0-Litre Single Turbo Diesel	2.0-Litre Single Turbo Diesel	2.0-Litre Single Turbo Diesel	2.0-Litre Single Turbo Diesel
Engine Size (cm3)	1996	1996	1996	1996
Compression Ratio	15,8:1	15,8:1	15,8:1	15,8:1
Maximum Power	125 @ 3500	125 @ 3500	125 @ 3500	125 @ 3500
Maximum Torque	405 @ 1750-2500	405 @ 1750-2500	405 @ 1750-2500	405 @ 1750-2500
No. of Valves	16	16	16	16
Bore x Stroke (mm)	84.01x90.00	84.01x90.00	84.01x90.00	84.01x90.00
Fuel Management System	Direct Cylinder Injection	Direct Cylinder Injection	Direct Cylinder Injection	Direct Cylinder Injection
Transmissions				
6-speed manual transmission	S	-	S	-
6-speed automatic transmission	-	S	-	S
Driveline				
RWD	S	S	-	-
4x4 with Electronic Shift On The Fly (ESOF)	-	-	S	S
Fuel				
Combined Fuel Economy (L/100km)(Manual)	6,9	-	7,1	-
CO ₂ Emissions (g/km)(Manual)1.	181	-	187	-
Combined Fuel Economy (L/100km)(Auto)	-	7,5	-	7,7
CO ₂ Emissions (g/km)(Auto)	-	197	-	203
Fuel Tank Capacity (L)	80	80	80	80
Fuel Type	Diesel	Diesel	Diesel	Diesel
Exterior Dimensions (mm)				
Vehicle Length - with rear bumper (where fitted)	5350	5350	5350	5350
Vehicle width (with mirrors extended)	2208	2208	2208	2208
Vehicle width (with mirrors folded)	2015	2015	2015	2015
Vehicle width (without mirrors)	1910	1910	1910	1910
Overall Height	1886	1886	1886	1886
Approach Angle	30	30	30	30
Departure Angle (With Tow Bar)	23	23	23	23
Departure Angle (Without Tow Bar)	25.6	25.6	25.6	25.6
Overhang - Front	865	865	865	865
Overhang - Rear	1215	1215	1215	1215
Track - Front / Rear	1620	1620	1620	1620
Wheelbase	3270	3270	3270	3270
Ground clearance (unladen, mm)	237	237	237	237
Wading Depth (mm)	800	800	800	800
Ramp Breakover Angle (degrees)	21	21	21	21
Turning Circle - Kerb to Kerb (m)	12.8	12.8	12.8	12.8
Interior Dimensions (mm)				
Front Headroom	1024	1024	1024	1024
Front Legroom	1057	1057	1057	1057
Front Shoulder Room	1450	1450	1450	1450
2nd Row Headroom	989	989	989	989
2nd Row Legroom	879	879	879	879
2nd Row Shoulder Room	1440	1440	1440	1440

XL	XL 2.0L SIT D-Cab 4x2 6MT	XL 2.0L SIT D-Cab 4x2 6AT	XL 2.0L SIT D-Cab 4x4 6MT	XL 2.0L SIT D-Cab 4x4 6AT
Vehicle Masses (kg)				
Kerb Weight - Total	2124	2153	2220	2243
Kerb Weight - Front Axle	1091	1106	1159	1173
Kerb Weight - Rear Axle	1033	1047	1061	1070
Payload	936	907	970	947
Gross Vehicle Mass	3060	3060	3190	3190
Gross Combined Mass	6150	6300	6150	6300
Maximum Braked Towing Capacity	3500	3500	3500	3500
Chassis & Suspension				
Front & Rear Suspension	Standard Duty Suspension	Standard Duty Suspension	Standard Duty Suspension	Standard Duty Suspension
Brake Front / Rear	Front Disc / Rear Drum brakes	Front Disc / Rear Drum brakes	Front Disc / Rear Drum brakes	Front Disc / Rear Drum brakes
Steering System	Power Steering	Power Steering	Power Steering	Power Steering
Locking Differential	Rear	Rear	Rear	Rear
Park Brake	Mechanical	Mechanical	Mechanical	Mechanical
eShifter	-	-	-	-
Tow Bar	O	O	O	O
Wheels				
Wheel Size & Type	16" Alloy	16" Alloy	16" Alloy	16" Alloy
Tyre	255/70 R16 A/S	255/70 R16 A/S	255/70 R16 A/S	255/70 R16 A/S
Spare Wheel	16" Steel	16" Steel	16" Steel	16" Steel
Exterior				
Exterior Lighting - Headlamps	Halogen	Halogen	Halogen	Halogen
Exterior Lighting - Tail lamps	Halogen	Halogen	Halogen	Halogen
Exterior Lighting - Front Fog Lamps	-	-	-	-
Centre High Mounted Stop Light	S	S	S	S
Exterior Lighting - Daytime Running Lamps	Halogen	Halogen	Halogen	Halogen
Exterior Lighting - Auto Headlamp Off	S	S	S	S
Exterior Lighting - Zone Lighting	-	-	-	-
Exterior Door Handles - Colour	Black	Black	Black	Black
Exterior Mirrors - Colour	Black	Black	Black	Black
Exterior Mirrors - Functionality	Power Adjustable, Manual Fold	Power Adjustable, Manual Fold	Power Adjustable, Manual Fold	Power Adjustable, Manual Fold
Front Bumper .	Body Colour	Body Colour	Body Colour	Body Colour
Grille	Black	Black	Black	Black
Recovery Hook	Front (x1)	Front (x1)	Front (x1)	Front (x1)
Plastic Under Body Splash Protection	S	S	S	S
Steel Underbody Protection(Front , Engine and Transfer Case)	P	P	P	P
Side Step	O	O	O	O
Mud Flaps	Rear	Rear	Front & Rear	Front & Rear
Rear Bumper	Black	Black	Black	Black
Load Box Access Step	-	-	-	-
Roof Rails	-	-	-	-
Rear Sports Bar	-	-	-	-
Load Box Elements				
Drop In Bedliner				
Spray-In Bedliner	O	O	O	O
Power To The Box - 12V & 400W Inverter	-	-	-	-
Box Top Protective Capping with Load Box Access Caps	S	S	S	S
External Tie Down Rail	S	S	S	S
Internal Tie Down Points	S	S	S	S
Load Box Illumination	-	-	-	-

XL	XL 2.0L SIT D-Cab 4x2 6MT	XL 2.0L SIT D-Cab 4x2 6AT	XL 2.0L SIT D-Cab 4x4 6MT	XL 2.0L SIT D-Cab 4x4 6AT
Load Box Elements Continued				
Load Box Partitioning slots	-	-	-	-
Tailgate Clamp Pockets	S	S	S	S
Tailgate Ruler & Cup holders	S	S	S	S
Tailgate Lock	Manual	Manual	Manual	Manual
Tailgate with Lift Assistance	S	S	S	S
Power Roller Shutter	-	-	-	-
Interior, Seating and Door Trim				
Leather Wrapped Steering Wheel & Gear Knob	-	-	-	-
Vinyl Wrapped Steering Wheel & Leather Gear Knob	-	-	-	-
Steering Wheel Manual Adjustment (Reach & Rake)	S	S	S	S
Seat Material	Cloth	Cloth	Cloth	Cloth
Seat Functionality	Manual	Manual	Manual	Manual
Adjustable Driver's Seat	4-Way Manual Adjust (Track/ Recline)	4-Way Manual Adjust (Track/ Recline)	4-Way Manual Adjust (Track/ Recline)	4-Way Manual Adjust (Track/ Recline)
Adjustable Passenger's Seat	4-Way Manual Adjust (Track/ Recline)	4-Way Manual Adjust (Track/ Recline)	4-Way Manual Adjust (Track/ Recline)	4-Way Manual Adjust (Track/ Recline)
Child Seat ISOFIX Anchorage Points (x 2)	S	S	S	S
Floor Covering	Carpet	Carpet	Carpet	Carpet
Floor Mats	Front Rubber Mats	Front Rubber Mats	Front Rubber Mats	Front Rubber Mats
Comfort and Convenience				
Ambient Lighting	-	-	-	-
Centre Console with Single Lid and 2 Cup Holders	S	S	S	S
Short Console with 2 cup holders	-	-	-	-
Charging				
- Auxillary 12V Power Outlet - Centre Console Bin	S	S	S	S
- Auxillary 12V Power Outlet - Rear of Centre Console	S	S	S	S
- USB Ports (USB A and USB C) - centre console	S	S	S	S
- USB Ports (USB A and USB C) & 240V AC socket - rear of centre console	-	-	-	-
- Wireless Charger	-	-	-	-
- Power To The Box - 12V & 240V AC Sockets	-	-	-	-
- Power To The Box - 12V	-	-	-	-
Climate Control	Single Zone Manual	Single Zone Manual	Single Zone Manual	Single Zone Manual
2nd Row Rear Console A/C Vents	P	P	P	P
Power Windows	Front & Rear	Front & Rear	Front & Rear	Front & Rear
- 1 Touch Down	-	-	-	-
- 1 Touch Up & Down	Driver / Passenger	Driver / Passenger	Driver / Passenger	Driver / Passenger
Privacy Glass	-	-	-	-
Rain Sensing Windscreen Wipers	-	-	-	-
Rear View Mirror	Manual Day/Night Inside	Manual Day/Night Inside	Manual Day/Night Inside	Manual Day/Night Inside
Underseat Stowage	S	S	S	S
Windscreen Mounted USB Port	-	-	-	-
Audio And Communication				
Embedded Modem connected to Ford Cloud	S	S	S	S
FordPass Connect featuring remote start, lock / unlock, vehicle locator, vehicle health alerts, vehicle status oil life, enhanced customer connectivity settings	S	S	S	S
Digital Instrument Cluster with Configurable Display	8" LCD	8" LCD	8" LCD	8" LCD
Colour Multi-Function Touch Screen Display	10.1" screen	10.1" screen	10.1" screen	10.1" screen
Speakers	4	4	4	4
AM/FM Stereo Radio	S	S	S	S

XL	XL 2.0L SIT D-Cab 4x2 6MT	XL 2.0L SIT D-Cab 4x2 6AT	XL 2.0L SIT D-Cab 4x4 6MT	XL 2.0L SIT D-Cab 4x4 6AT
Audio And Communication Continued				
Bluetooth® with Phone / Audio Streaming	S	S	S	S
Satellite Navigation	-	-	-	-
SYNC®4A	S	S	S	S
Steering Wheel Audio/Function Control	S	S	S	S
Wireless Apple CarPlay™ & Android Auto™.	S	S	S	S
Safety and Security				
Perimeter Anti-Theft	-	-	-	-
Alarm with Perimeter, Interior Motion & Vehicle Inclination Sensors	S	S	S	S
Airbags - Dual Front	-	-	-	-
Airbags - Dual Front, Front Side, Curtain	-	-	-	-
Airbags - Dual Front, Front Side, Curtain & Driver Knee	S	S	S	S
3 Point Lap Sash Seat Belt - All Positions	S	S	S	S
Post-Collision Braking	-	-	-	-
Power Door Dead Locks	S	S	S	S
Smart Keyless Entry with Push Button Start	-	-	-	-
Immobilizer	S	S	S	S
Driver Assistance				
Active Park Assist 2.0 with full autonomous parallel and perpendicular parking	-	-	-	-
Cruise Control	P	P	P	P
Adaptive Cruise Control with , Stop & Go & Lane Centering	-	-	-	-
Adjustable Speed Limiter	P	P	P	P
Blind Spot Monitoring with Trailer Coverage	-	-	-	-
Cross Traffic Alert	-	-	-	-
Dynamic Stability Control (DSC) incorporating ABS, Load Adaptive Control, Roll Over Mitigation, Traction Control & Trailer Sway Control	S	S	S	S
Evasive Steer Assist	-	-	-	-
Hill Launch Assist	S	S	S	S
Hill Descent Control	-	-	S	S
Lane Keeping System with Road Edge Detection	-	-	-	-
Pre-Collision Assist	-	-	-	-
- Dynamic Brake Support	-	-	-	-
- Forward Collision Warning System	-	-	-	-
- Autonomous Emergency Braking (AEB) with Pedestrian Detection	-	-	-	-
Reverse Brake Assist	-	-	-	-
Parking Sensors	P	P	P	P
Rear View Camera	P	P	P	P
360 Degree Camera	-	-	-	-
Tyre Pressure Monitoring System	-	-	-	-
Towing				
Maximum Braked Towing Capacity	3500	3500	3500	3500
Trailer Light Check	S	S	S	S
Tow Haul Mode (part of Selectable Drive Modes)	-	-	-	-
Blind Spot Monitoring with Trailer Coverage	-	-	-	-
Recovery Hooks	Front (x1)	Front (x1)	Front (x1)	Front (x1)

S = Standard O = Factory Option that can be ordered before a vehicle is manufactured P = Part of a Pack A = Available as Accessory

XLT	XLT 2.0L SIT D-Cab 4x2 6AT	XLT 2.0L SIT D-Cab 4x4 6AT	XLT 2.0L BIT D-Cab 4x2 10AT	XLT 2.0L BIT D-Cab 4x4 10AT
Engine				
Engine Type	2.0-Litre Single Turbo Diesel	2.0-Litre Bi-Turbo Diesel	2.0-Litre Bi-Turbo Diesel	2.0-Litre Bi-Turbo Diesel
Engine Size (cm3)	1996	1996	1996	1996
Compression Ratio	15,8:1	15,8:1	16.0:1	16.0:1
Maximum Power	125 @ 3500	125 @ 3500	154 @ 3750	154 @ 3750
Maximum Torque	405 @ 1750-2500	405 @ 1750-2500	500 @ 1750-2000	500 @ 1750-2000
No. of Valves	16	16	16	16
Bore x Stroke (mm)	84.01x90.00	84.01x90.00	84.01x90.03	84.01x90.03
Fuel Management System	Direct Cylinder Injection	Direct Cylinder Injection	Direct Cylinder Injection	Direct Cylinder Injection
Transmissions				
6-speed automatic transmission	S	S	-	-
10-speed automatic transmission	-	-	S	S
Driveline				
RWD	S	-	S	-
4x4 with Electronic Shift On The Fly (ESOF)	-	S	-	S
4WD with Electromagnetic Transfer Case (eMTC)	-	-	-	-
Selectable Drive Modes with Push Button: Normal, Eco, Tow, Slippery	S	S	S	S
Selectable Drive Modes with Rotary Dial: Normal, Eco, Tow, Slippery, Mud, Sand	-	-	-	-
Selectable Drive Modes with Rotary Dial: Normal, Eco, Tow, Slippery, Mud, Sand, Baja, Rock Crawl	-	-	-	-
Fuel				
Combined Fuel Economy (L/100km)(Auto)	7.5	7.7	7.2	7.5
CO ₂ Emissions (g/km)(Auto)	197	203	188	195
Fuel Tank Capacity (L)	80	80	80	80
Fuel Type	Diesel	Diesel	Diesel	Diesel
Exterior Dimensions (mm)				
Vehicle Length - with rear bumper (where fitted)	5350	5350	5350	5350
Vehicle width (with mirrors extended)	2208	2208	2208	2208
Vehicle width (with mirrors folded)	2015	2015	2015	2015
Overall Height	1886	1886	1886	1886
Approach Angle	30	30	30	30
Departure Angle (With Tow Bar)	23	23	23	23
Departure Angle (Without Tow Bar)	25.6	25.6	25.6	25.6
Overhang - Front	865	865	865	865
Overhang - Rear	1215	1215	1215	1215
Track - Front / Rear	1620	1620	1620	1620
Wheelbase	3270	3270	3270	3270
Ground clearance (unladen, mm)	237	237	237	237
Wading Depth (mm)	800	800	800	800
Ramp Breakover Angle (degrees)	21	21	21	21
Turning Circle - Kerb to Kerb (m)	12.8	12.8	12.8	12.8
Interior Dimensions (mm)				
Front Headroom	1022	1022	1022	1022
Front Legroom	1057	1057	1057	1057
Front Shoulder Room	1450	1450	1450	1450
2nd Row Headroom	988	988	988	988
2nd Row Legroom	879	879	879	879
2nd Row Shoulder Room	1440	1440	1440	1440
Vehicle Masses (kg)				
Kerb Weight - Total	2175	2300	2225	2284
Payload	965	930	915	946
Gross Vehicle Mass	3140	3230	3140	3230
Gross Combined Mass	6300	6300	6250	6500
Maximum Braked Towing Capacity	3500	3500	3500	3500
Chassis & Suspension				
Front & Rear Suspension	Standard Duty Suspension	Standard Duty Suspension	Standard Duty Suspension	Standard Duty Suspension
Brake Front / Rear	Front Disc / Rear Drum brakes	Front Disc / Rear Drum brakes	Front Disc / Rear Drum brakes	Front Disc / Rear Drum brakes
Steering System	Power Steering	Power Steering	Power Steering	Power Steering
Locking Differential	Rear	Rear	Rear	Rear
Park Brake	Mechanical	Mechanical	Mechanical	Mechanical
eShifter	-	-	-	-
Tow Bar	S	S	S	S

XLT	XLT 2.0L SIT D-Cab 4x2 6AT	XLT 2.0L SIT D-Cab 4x4 6AT	XLT 2.0L BIT D-Cab 4x2 10AT	XLT 2.0L BIT D-Cab 4x4 10AT
Wheels				
Wheel Size & Type	16" Alloy	16" Alloy	16" Alloy	16" Alloy
Tyre	255/70 R16 A/S	255/70 R16 A/S	255/70 R16 A/S	255/70 R16 A/S
Spare Wheel	16" Steel	16" Steel	16" Steel	16" Steel
Exterior				
Exterior Lighting - Headlamps	LED	LED	LED	LED
Exterior Lighting - Tail lamps	Halogen	Halogen	Halogen	Halogen
Exterior Lighting - Front Fog Lamps	Halogen	Halogen	Halogen	Halogen
Centre High Mounted Stop Light	S	S	S	S
Exterior Lighting - LED Daytime Running Lamps	S	S	S	S
Exterior Lighting - Auto Headlamp off	S	S	S	S
Exterior Lighting - Zone Lighting	-	-	-	-
Exterior Door Handles - Colour	Body Colour	Body Colour	Body Colour	Body Colour
Exterior Mirrors - Colour	Body Colour	Body Colour	Body Colour	Body Colour
Exterior Mirrors - Functionality	Power Adjust, Power Fold, Turn Signal	Power Adjust, Power Fold, Turn Signal	Power Adjust, Power Fold, Turn Signal	Power Adjust, Power Fold, Turn Signal
Front Bumper .	Body Colour	Body Colour	Body Colour	Body Colour
Grille	Chrome	Chrome	Chrome	Chrome
Recovery Hook	Front (x1)	Front (x1)	Front (x1)	Front (x1)
Plastic Under Body Splash Protection	S	S	S	S
Steel Underbody Protection(Front , Engine and Transfer Case)	P	P	P	P
Side Step	S	S	S	S
Mud Flaps	Front & Rear	Front & Rear	Front & Rear	Front & Rear
Rear Bumper	Body Colour	Body Colour	Body Colour	Body Colour
Load Box Access Step	O	O	O	O
Roof Rails	-	-	-	-
Rear Sports Bar	P	P	P	P
Load Box Elements				
Drop In Bedliner				
Spray-In Bedliner	S	S	S	S
Power To The Box - 12V	S	S	S	S
Box Top Protective Capping with Load Box Access Caps	S	S	S	S
External Tie Down Rail	-	-	-	-
Internal Tie Down Points	S	S	S	S
Load Box Illumination	-	-	-	-
Load Box Partitioning slots	-	-	-	-
Tailgate Cargo Clamps	S	S	S	S
Tailgate Ruler & Cup holders	S	S	S	S
Tailgate Lock	Power	Power	Power	Power
Tailgate with Lift Assistance	S	S	S	S
Power Roller Shutter	-	-	-	-
Interior, Seating and Door Trim				
Leather Wrapped Steering Wheel & Gear Knob	-	-	-	-
Vinyl Wrapped Steering Wheel & Leather Gear Knob	S	S	S	S
Steering Wheel Manual Adjustment (Reach & Rake)	S	S	S	S
Seat Material	Premium Cloth	Premium Cloth	Premium Cloth	Premium Cloth
Seat Functionality	Manual	Manual	Manual	Manual
Adjustable Driver's Seat	6-Way Manual Adjust (Track/ Recline/ Height adjust)	6-Way Manual Adjust (Track/ Recline/ Height adjust)	6-Way Manual Adjust (Track/ Recline/ Height adjust)	6-Way Manual Adjust (Track/ Recline/ Height adjust)
Adjustable Passenger's Seat	4-Way Manual Adjust (Track/ Recline)	4-Way Manual Adjust (Track/ Recline)	4-Way Manual Adjust (Track/ Recline)	4-Way Manual Adjust (Track/ Recline)
Child Seat ISOFIX Anchorage Points (x 2)	S	S	S	S
Floor Covering	Carpet	Carpet	Carpet	Carpet
Floor Mats	Front Rubber Mats	Front Rubber Mats	Front Rubber Mats	Front Rubber Mats
Comfort and Convenience				
Ambient Lighting	-	-	-	-
Centre Console with Single Lid and 2 Cup Holders	S	S	S	S
Short Console with 2 cup holders	-	-	-	-
Charging				
- Auxillary 12V Power Outlet - Centre Console Bin	S	S	S	S
- Auxillary 12V Power Outlet - Rear of Centre Console	S	S	S	S
- USB Ports (USB A and USB C) - centre console	S	S	S	S
- USB Ports (USB A and USB C) & 240V AC socket - rear of centre console	-	-	-	-
- Wireless Charger	P	P	P	P
- Power To The Box - 12V & 240V AC Sockets	-	-	-	-
- Power To The Box - 12V	S	S	S	S
Climate Control	Single Zone Manual	Single Zone Manual	Single Zone Manual	Single Zone Manual
2nd Row Rear Console A/C Vents	P	P	P	P

XLT	XLT 2.0L SIT D-Cab 4x2 6AT	XLT 2.0L SIT D-Cab 4x4 6AT	XLT 2.0L BIT D-Cab 4x2 10AT	XLT 2.0L BIT D-Cab 4x4 10AT
Comfort and Convenience Continued				
Power Windows	Front & Rear	Front & Rear	Front & Rear	Front & Rear
- 1 Touch Down	-	-	-	-
- 1 Touch Up & Down	Driver / Passenger	Driver / Passenger	Driver / Passenger	Driver / Passenger
Privacy Glass	-	-	-	-
Rain Sensing Windscreen Wipers	S	S	S	S
Rear Window Defrost	-	-	-	-
Rear View Mirror	Electrochromatic	Electrochromatic	Electrochromatic	Electrochromatic
Underseat Stowage	S	S	S	S
Windscreen Mounted USB Port	-	-	-	-
Audio And Communication				
Embedded Modem connected to Ford Cloud	S	S	S	S
FordPass Connect featuring remote start, lock / unlock, vehicle locator, vehicle health alerts, vehicle status oil life, enhanced customer connectivity settings	S	S	S	S
Digital Instrument Cluster with Configurable Display	8" LCD	8" LCD	8" LCD	8" LCD
Colour Multi-Function Touch Screen Display	10.1" screen	10.1" screen	10.1" screen	10.1" screen
Speakers	6	6	6	6
AM/FM Stereo Radio	S	S	S	S
Bluetooth® with Phone / Audio Streaming	S	S	S	S
Satellite Navigation	P	P	P	P
SYNC®4A	S	S	S	S
Steering Wheel Audio/Function Control	S	S	S	S
Wireless Apple CarPlay™ & Android Auto™.	S	S	S	S
Safety and Security				
Perimeter Anti-Theft	-	-	-	-
Alarm with Perimeter, Interior Motion & Vehicle Inclination Sensors	S	S	S	S
Airbags - Dual Front	-	-	-	-
Airbags - Dual Front, Front Side, Curtain	-	-	-	-
Airbags - Dual Front, Front Side, Curtain & Driver Knee	S	S	S	S
3 Point Lap Sash Seat Belt - All Positions	S	S	S	S
Post-Collision Braking	P	P	P	P
Power Door Dead Locks	S	S	S	S
Smart Keyless Entry with Push Button Start	S	S	S	S
Immobilizer	S	S	S	S
Driver Assistance				
Active Park Assist 2.0 with full autonomous parallel and perpendicular parking	-	-	-	-
Cruise Control	S	S	S	S
Adaptive Cruise Control with , Stop & Go & Lane Centring	-	-	-	-
Adjustable Speed Limiter	S	S	S	S
Blind Spot Monitoring with Trailer Coverage	P	P	P	P
Cross Traffic Alert	P	P	P	P
Dynamic Stability Control (DSC) Incorporating ABS, Load Adaptive Control, Roll Over Mitigation, Traction Control & Trailer Sway Control	S	S	S	S
Evasive Steer Assist	-	-	-	-
Hill Launch Assist	S	S	S	S
Hill Descent Control	-	S	-	S
Lane Keeping System with Road Edge Detection	P	P	P	P
Pre-Collision Assist	P	P	P	P
- Dynamic Brake Support	P	P	P	P
- Forward Collision Warning System	P	P	P	P
- Autonomous Emergency Braking (AEB) with Pedestrian Detection	P	P	P	P
Reverse Brake Assist	-	-	-	-
Parking Sensors	Front & Rear	Front & Rear	Front & Rear	Front & Rear
Rear View Camera	S	S	S	S
360 Degree Camera	-	-	-	-
Tyre Pressure Monitoring System	-	-	-	-
Towing				
Maximum Braked Towing Capacity	3500	3500	3500	3500
Trailer Light Check	S	S	S	S
Tow Haul Mode (part of Selectable Drive Modes)	S	S	S	S
Blind Spot Monitoring with Trailer Coverage	P	P	P	P
Recovery Hooks	Front (x1)	Front (x1)	Front (x1)	Front (x1)

S = Standard O = Factory Option that can be ordered before a vehicle is manufactured P = Part of a Pack A = Available as Accessory

HOW WE MADE THE NEXT-GENERATION RANGER THE SMARTEST, MOST CAPABLE AND MOST VERSATILE RANGER EVER.

The Next-Gen Ranger has been redesigned from the ground up to help you do more, work smarter and go further than you ever have before. Here’s just a few of the things that make the Next-Gen Ranger the perfect partner for work, family and play.

New Exterior

The Next-Gen Ranger takes its design cues from Ford’s global truck portfolio with a bold new design, a wider stance, larger grille and signature ‘C-clamp’ daytime running lamps with powerful halogen or LED technology. The Next-Gen Ranger’s athletic flanks and powerful exterior design also incorporate a new tailgate with RANGER stamped in it and a choice of halogen or LED taillights that add to the truck’s tougher personality.

Built Ford Tough

The Next-Gen Ford Ranger has undergone unrelenting global testing from sub-zero to +50°C temperatures to ensure it’s robust, rugged and capable. Its high-strength steel frame and steel body ensure the Ranger’s Built Ford Tough reputation for quality, durability and strength.

Enhanced Off-Road capability

A wider stance and a choice of two different 4WD systems and selectable drive modes make off-road exploration effortless. The rear dampers are moved outboard, which means customers experience a more consistently comfortable ride no matter if they’re carrying a box-load of pallets, trailering a camper or just taking the family out for a drive.

Premium Powertrains

With a choice of fuel-efficient 2.0-litre turbo diesel in Single- and Bi-Turbo configurations, a new powerful 3.0-litre turbo diesel V6, there’s an engine to suit your needs. There’s also a choice of 6-speed manual or auto and a 10-speed automatic transmission.

Dual Recovery Hooks

Twin attachment points provide flexible recovery options while driving off-road, and the ability to use balance straps during snatch recoveries in deep sand and muddy areas.

Cargo Management System

The Next-Gen Ranger’s cargo management system takes the hassle out of stowing items safely and securely. It gives customers organisation and storage solutions to secure cargo.

Tailgate Work Surface

An available tailgate work surface provides a built-in ruler and cup holders.

Load Box Access Step

Getting into the load box area to load or unload cargo just got easier, thanks to the new, integrated sidestep. Now you don’t have to stand on the rear wheel to reach items in the load box.

Zone Lighting

Keep going even after the sun sets with zone lighting that allows you to control individual exterior lights on your bakkie either through the SYNC®4 screen or from the FordPass™ app on your smartphone.

Power to the Box

An onboard inverter offers power to the box, with 400W of available power and an AC outlet in the tray.

Clamp Pockets

New clamp pockets are built into the tailgate of every Next-Gen Ranger so you can hold materials down for clean cuts and precision work. Spring-loaded caps cover the pockets with not in use.

Box Top and Tailgate Protective Capping

Durable plastic caps protect the load box edges and tailgate upper edge from damage from gear and cargo. Need to fit a canopy or crossbars? Simply remove the access caps to reveal the Next-Gen Ranger’s structural attachment points.

Bedliner with Functional Divider Locators

Moulded slots in the bedliner allow you to fit dividers to customise the load box, allowing you to store gear and stop it from sliding around.

Accessories

With almost 300 accessories to choose from at launch, personalising your Next-Gen Ranger has never been easier or more comprehensive.

Dual Battery Capability

With space to install a second battery under the bonnet, you can keep your powered camping and work appliances running.

WILDTRAK	Wildtrak 2.0L BIT D-Cab 4x2 10AT	Wildtrak 2.0L BIT D-Cab 4x4 10AT	Wildtrak 3.0L V6 Lion D-Cab AWD 10AT
Engine			
Engine Type	2.0-Litre Bi-Turbo Diesel	2.0-Litre Bi-Turbo Diesel	3.0-Litre V6 Turbo Diesel
Engine Size (cm3)	1996	1996	2996
Compression Ratio	16.0:1	16.0:1	16.0:1
Maximum Power	154 @ 3750	154 @ 3750	184 @ 3250
Maximum Torque	500 @ 1750-2000	500 @ 1750-2000	600 @ 1750-2250
No. of Valves	16	16	16
Bore x Stroke (mm)	84.01x90.03	84.01x90.03	84.01x90.03
Fuel Management System	Direct Cylinder Injection	Direct Cylinder Injection	Direct Cylinder Injection
Transmissions			
10-speed automatic transmission	S	S	S
Driveline			
RWD	S	-	-
4x4 with Electronic Shift On The Fly (ESOF)	-	S	-
Full Time 4WD with Electromagnetic Transfer Case (eMTC)	-	-	S
Selectable Drive Modes with Push Button: Normal, Eco, Tow, Slippery	S	-	-
Selectable Drive Modes with Rotary Dial: Normal, Eco, Tow, Slippery, Mud, Sand	-	S	S
Selectable Drive Modes with Rotary Dial: Normal, Eco, Tow, Slippery, Mud, Sand, Baja, Rock Crawl	-	-	-
Fuel			
Combined Fuel Economy (L/100km)(Auto)	7.2	7.5	8.4
CO ₂ Emissions (g/km)(Auto)	188	195	222
Fuel Tank Capacity (L)	80	80	80
Fuel Type	Diesel	Diesel	Diesel
Exterior Dimensions (mm)			
Vehicle Length - with rear bumper (where fitted)	5350	5350	5350
Vehicle width (with mirrors extended)	2208	2208	2208
Vehicle width (with mirrors folded)	2015	2015	2015
Overall Height	1886	1886	1886
Approach Angle	30	30	30
Departure Angle (With Tow Bar)	23	23	23
Departure Angle (Without Tow Bar)	25.6	25.6	25.6
Overhang - Front	865	865	865
Overhang - Rear	1215	1215	1215
Track - Front / Rear	1620	1620	1620
Wheelbase	3270	3270	3270
Ground clearance (unladen, mm)	237	237	237
Wading Depth (mm)	800	800	800
Ramp Breakover Angle (degrees)	21	21	21
Turning Circle - Kerb to Kerb (m)	12.8	12.8	12.8
Interior Dimensions (mm)			
Front Headroom	1024	1024	1024
Front Legroom	1057	1057	1057
Front Shoulder Room	1450	1450	1450
2nd Row Headroom	989	989	989
2nd Row Legroom	879	879	879
2nd Row Shoulder Room	1440	1440	1440
Vehicle Masses (kg)			
Kerb Weight - Total	2275	2334	2406
Payload	865	946	944
Gross Vehicle Mass	3140	3280	3350
Gross Combined Mass	6250	6500	6500
Maximum Braked Towing Capacity	3500	3500	3500
Chassis & Suspension			
Front & Rear Suspension	Standard Duty with Monotube Dampers	Standard Duty with Monotube Dampers	Standard Duty with Monotube Dampers
Brake Front / Rear	Power 4-Wheel Disc	Power 4-Wheel Disc	Power 4-Wheel Disc
Steering System	Power Steering	Power Steering	Power Steering
Locking Differential	Rear	Rear	Rear
Park Brake	Electric	Electric	Electric
eShifter	S	S	S
Tow Bar	S	S	S

WILDTRAK	Wildtrak 2.0L BIT D-Cab 4x2 10AT	Wildtrak 2.0L BIT D-Cab 4x4 10AT	Wildtrak 3.0L V6 Lion D-Cab AWD 10AT
Wheels			
Wheel Size & Type	18" Alloy	18" Alloy	18" Alloy
Tyre	255/65 R18 A/S	255/65 R18 A/S	255/65 R18 A/S
Spare Wheel	17" Steel	17" Steel	17" Steel
Exterior			
Exterior Lighting - Headlamps	LED	LED	LED
Exterior Lighting - Tail lamps	LED	LED	LED
Exterior Lighting - Front Fog Lamps	LED	LED	LED
Centre High Mounted Stop Light	S	S	S
Exterior Lighting - LED Daytime Running Lamps	S	S	S
Exterior Lighting - Auto Headlamp on-off	S	S	S
Exterior Lighting - Zone Lighting	-	-	S
Exterior Door Handles - Colour	Body Colour	Body Colour	Body Colour
Exterior Mirrors - Colour	Accent	Accent	Accent
Exterior Mirrors - Functionality	Power Adjust, Power Fold, Heat, Turn Signal, Puddle lamp	Power Adjust, Power Fold, Heat, Turn Signal, Puddle lamp	Power Adjust, Power Fold, Heat, Turn Signal, Puddle lamp
Front Bumper	Accent Colour	Accent Colour	Accent Colour
Grille	Accent Colour	Accent Colour	Accent Colour
Recovery Hook	Front (x2)	Front (x2)	Front (x2)
Plastic Under Body Splash Protection	S		
Steel Underbody Protection(Front , Engine and Transfer Case)	-	S	S
Side Step	S	S	S
Mud Flaps	Front & Rear	Front & Rear	Front & Rear
Rear Bumper	Accent Colour	Accent Colour	Accent Colour
Load Box Access Step	S	S	S
Roof Rails	S	S	S
Rear Sports Bar	Sports Hoop	Sports Hoop	Sports Hoop
Load Box Elements			
Drop In Bedliner	S	S	S
Spray-In Bedliner	-	-	-
Power To The Box - 12V & 400W Inverter	S	S	S
Box Top Protective Capping with Load Box Access Caps	S	S	S
External Tie Down Rail	-	-	-
Internal Tie Down Points	S	S	S
Load Box Illumination	S	S	S
Load Box Partitioning slots	S	S	S
Tailgate Cargo Clamps	S	S	S
Tailgate Ruler & Cup holders	S	S	S
Tailgate Lock	Power	Power	Power
Tailgate with Lift Assistance	S	S	S
Power Roller Shutter	O	O	O
Interior, Seating and Door Trim			
Leather Wrapped Steering Wheel & Gear Knob	S	S	S
Vinyl Wrapped Steering Wheel & Leather Gear Knob			
Steering Wheel Manual Adjustment (Reach & Rake)	S	S	S
Seat Material	Partial Leather	Partial Leather	Partial Leather
Seat Functionality	Power	Power	Power
Adjustable Driver's Seat	8-Way Power Seat Adjust (Track/ Recline/ Height adjust/ Lumbar)	8-Way Power Seat Adjust (Track/ Recline/ Height adjust/ Lumbar)	8-Way Power Seat Adjust (Track/ Recline/ Height adjust/ Lumbar)
Adjustable Passenger's Seat	8-Way Power Seat Adjust (Track/ Recline/ Height adjust/ Lumbar)	8-Way Power Seat Adjust (Track/ Recline/ Height adjust/ Lumbar)	8-Way Power Seat Adjust (Track/ Recline/ Height adjust/ Lumbar)
Child Seat ISOFIX Anchorage Points (x 2)	S	S	S
Floor Covering	Carpet	Carpet	Carpet
Floor Mats	Front & Rear Premium Mats	Front & Rear Premium Mats	Front & Rear Premium Mats
Comfort and Convenience			
Ambient Lighting	S	S	S
Centre Console with Single Lid and 2 Cup Holders	S	S	S
Short Console with 2 cup holders	-	-	-
Charging			
- Auxillary 12V Power Outlet - Centre Console Bin	S	S	S
- Auxillary 12V Power Outlet - Rear of Centre Console	-	-	-
- USB Ports (USB A and USB C) - centre console	S	S	S
- USB Ports (USB A and USB C) & 240V AC socket - rear of centre console	S	S	S
- Wireless Charger	S	S	S
- Power To The Box - 12V & 240V AC Sockets	S	S	S
- Power To The Box - 12V	-	-	-
Climate Control	Dual Zone Automatic	Dual Zone Automatic	Dual Zone Automatic
2nd Row Rear Console A/C Vents	S	S	S

WILDTRAK	Wildtrak 2.0L BIT D-Cab 4x2 10AT	Wildtrak 2.0L BIT D-Cab 4x4 10AT	Wildtrak 3.0L V6 Lion D-Cab AWD 10AT
Comfort and Convenience Continued			
Power Windows	Front & Rear	Front & Rear	Front & Rear
- 1 Touch Down	-	-	-
- 1 Touch Up & Down with Global Open/Close	Driver / Passenger	Driver / Passenger	Driver / Passenger
Privacy Glass	S	S	S
Rain Sensing Windscreen Wipers	S	S	S
Rear View Mirror	Electrochromatic	Electrochromatic	Electrochromatic
Underseat Stowage	S	S	S
Audio And Communication			
Embedded Modem connected to Ford Cloud	S	S	S
FordPass Connect featuring remote start, lock / unlock, vehicle locator, vehicle health alerts, vehicle status oil life, enhanced customer connectivity settings	S	S	S
Digital Instrument Cluster with Configurable Display	8" LCD	8" LCD	8" LCD
Colour Multi-Function Touch Screen Display	12" screen	12" screen	12" screen
Speakers	10	10	10
AM/FM Stereo Radio	S	S	S
B&O Premium Audio System with 10 speakers	S	S	S
Bluetooth® with Phone / Audio Streaming	S	S	S
Satellite Navigation	S	S	S
SYNC®4A	S	S	S
Steering Wheel Audio/Function Control	S	S	S
Wireless Apple CarPlay™ & Android Auto™.	S	S	S
Safety and Security			
Perimeter Anti-Theft	-	-	-
Alarm with Perimeter, Interior Motion & Vehicle Inclination Sensors	S	S	S
Airbags - Dual Front	-	-	-
Airbags - Dual Front, Front Side, Curtain	-	-	-
Airbags - Dual Front, Front Side, Curtain & Driver Knee	S	S	S
3 Point Lap Sash Seat Belt - All Positions	S	S	S
Post-Collision Braking	S	S	S
Power Door Dead Locks	S	S	S
Smart Keyless Entry with Push Button Start	S	S	S
Immobilizer	S	S	S
Driver Assistance			
Active Park Assist 2.0 with full autonomous parallel and perpendicular parking	S	S	S
Cruise Control	-	-	-
Adaptive Cruise Control with , Stop & Go & Lane Centring	S	S	S
Adjustable Speed Limiter	S	S	S
Blind Spot Monitoring with Trailer Coverage	S	S	S
Cross Traffic Alert	S	S	S
Dynamic Stability Control (DSC) incorporating ABS, Load Adaptive Control, Roll Over Mitigation, Traction Control & Trailer Sway Control	S	S	S
Evasive Steer Assist	S	S	S
Hill Launch Assist	S	S	S
Hill Descent Control	-	S	S
Lane Keeping System with Road Edge Detection	S	S	S
Pre-Collision Assist	S	S	S
- Dynamic Brake Support	S	S	S
- Forward Collision Warning System	S	S	S
- Autonomous Emergency Braking (AEB) with Pedestrian Detection	S	S	S
Reverse Brake Assist	S	S	S
Parking Sensors	Front & Rear	Front & Rear	Front & Rear
Rear View Camera	-	-	-
360 Degree Camera	S	S	S
Tyre Pressure Monitoring System	S	S	S
Towing			
Maximum Braked Towing Capacity	3500	3500	3500
Trailer Light Check	S	S	S
Tow Haul Mode (part of Selectable Drive Modes)	S	S	S
Blind Spot Monitoring with Trailer Coverage	S	S	S
Recovery Hooks	Front (x2)	Front (x2)	Front (x2)

S = Standard O = Factory Option that can be ordered before a vehicle is manufactured P = Part of a Pack A = Available as Accessory

Terms & Conditions

1.

Zone Lighting standard on V6 Wildtrak derivative.
2.

Not all SYNC 4A features are compatible with all phones. 10.1-inch touchscreen on Base, XL, XLT models. 12-inch touchscreen on Wildtrak.
3.

Wireless Charging only available with compatible phones. Standard on Wildtrak only. Available in certain XLT upgrade packs at additional cost.
4.

Some drive modes available on 4x4 only. Drive modes not available on XL models. Rotary dial to change drive modes is standard on Wildtrak (4x4 and 4WD) models only. A push button to change drive modes is standard for XLT models and Wildtrak 4x2. Driver-assist features are supplemental and do not replace the driver's attention, judgment and need to control the vehicle. May not operate at certain speeds, or in certain driving, road or weather conditions. See Owner's Manual for more information.
5.

Maximum towing capacity-braked using a Genuine Ford tow pack (Standard on XLT, Wildtrak models. Available as a standalone option on XL at an additional cost). For further details regarding passenger and luggage restrictions, please consult your authorized Ford Dealer and / or refer to the Owner's Manual.
6.

Use of FordPass is subject to the FordPass Terms and Privacy Policy available on <https://www.ford.co.za/fordpass/> and requires a compatible mobile device, internet access and software (including software updates from time to time). You are responsible for internet access, mobile network data and voice call services required for your use of the FordPass App on your mobile device, including associated fees. The FordPass App and FordPass Connect modem can only work when both are connected to the telecommunications network. Ford cannot guarantee that FordPass will be in fully operating condition at all times and the FordPass App may be unavailable or particular FordPass services interrupted. Ford is not responsible for any limitations or restrictions of the telecommunications network or of your mobile device. Warning: Local laws prohibit some phone functions while driving. Check your local road rules before using these functions. Use Remote Vehicle Start and Stop responsibly and only in well ventilated areas where you are aware of your vehicle's surroundings.
7.

Available on Wildtrak only. Driver-assist features are supplemental and do not replace the driver's attention, judgement and need to control the vehicle. May not operate at certain speeds, or in certain driving, road or weather conditions. See Owner's Manual for more information.
8.

Trailer Coverage system (requires a genuine factory fit tow bar) supports conventional trailer dimensions: up to 2.4m wide (measured at trailer front) and up to 10m long from the rear of your vehicle. Drivers will need to create a profile of their trailers in SYNC to support this system. Included in certain XLT upgrade packs and standard on Wildtrak.
9.

Standard on Wildtrak only. Driver-assist features are supplemental and do not replace the driver's attention, judgement and need to control the vehicle. May not operate at certain speeds, or in certain driving, road or weather conditions. See Owner's Manual for more information.
10.

Standard on Wildtrak only. Driver-assist features are supplemental and do not replace the driver's attention, judgement and need to control the vehicle. May not operate at certain speeds, or in certain driving, road or weather conditions. Please see Owner's Manual for more information. Adaptive cruise control uses various data to adjust the set speed of the vehicle to the speed limit detected by the system. Adaptive cruise control and Lane Centering has a minimum operating speed of 20km/hr. Detection of lower speed limit will result in system entering standby. The Stop and Go functionality of this system operates as low as 0km/hr in traffic jam situations. Customers should read the Owner's Manual for full details of the limitations of the Adaptive cruise control system before activating the system.
- APPLE CAR PLAY:

Apple CarPlay™/ Android Auto™ requires compatible phone with compatible version of Apple iOS / Android™ (as applicable) and active data service. SYNC does not control Apple CarPlay™/ Android Auto™while in use. Apple / Google and other third parties are responsible for their respective functionality. Message and data rates may apply. Apple CarPlay, Siri Eyes Free, iPod and iPhone are trademarks of Apple Inc. registered in the US and other countries. Android Auto and Google Maps are trademarks of Google Inc. Ford Applink is available on selected SYNC models and is compatible with select smartphone platforms. Warning: Local laws prohibit some phone functions while driving. Check your local road rules before using these functions.
- The declared fuel consumption and CO² emissions figures were achieved during technical laboratory testing in accordance with the legislated technical specifications (SANS 20101: 2006/ECE R101: 2005 as last amended) and validated and approved by the UK Vehicle Certification Authority (VCA). Fuel consumption and CO² emissions figures are used to compare different vehicle types under uniform conditions and are not necessarily indicative of real-life driving conditions. Note that the actual fuel consumption and emissions levels will depend on many factors and are directly affected by the length of the journey; number of passengers and the amount of luggage carried; individual driving style; road conditions; weather conditions; vehicle age, mileage, condition, and standard of maintenance; use of vehicle features such as air conditioning; and any modifications to the vehicle. Your fuel economy will vary based on these and other factors and, for these reasons, many drivers may not achieve the EU fuel economy figures in day-to-day driving, although the vehicle is technically capable of doing so. Service and maintenance plans can be purchased directly from the Finance and Insurance Manager at any Ford Authorised dealership. Ford reserves the right, subject to all applicable laws, to discontinue or change features and other specification either temporarily or permanently without incurring any liability to any prospective purchaser or purchasers. E and OE.
- Printed January 2023.

Contact us

If you have any questions or concerns, please contact our Customer Relationship Centre on Tel : 0860 011 022 or email fordcrc2@ford.com

Running a fleet?

Our Ford Fleet team is here to assist you in any way we can.

Please email fleetsa@ford.com

Discover more at ford.co.za



The Ford logo, featuring the word "Ford" in its signature script font, is positioned at the bottom left of the page.