



Go Further

FORD COMMERCIAL RANGE

TRANSIT

TRANSIT CUSTOM (VAN)

TOURNEO CUSTOM (BUS)

Ford





TRANSIT CUSTOM VAN

Designed for business, built for hard work.

TRANSIT CUSTOM has eye-catching headlamps with daytime running lights (standard on Sport).
A clean and logically laid-out interior, designed to make your working life easier.
It has a superb load-carrying ability, legendary toughness and appetite for hard work.



18" wheel shown. Sport Van comes standard with 17" wheel.



Proven Duratorq diesel engine technology

Renowned for its reliability and efficiency, the **TRANSIT CUSTOM**'s 2.2L Duratorq TDCi engines comes with a choice of three power and torque outputs.

74kW/310Nm (Ambiente)

92kW/350Nm (Ambiente)

114kW/385Nm (Sport Van)



International model shown.



SPORT

Exterior Features:

- 17" Alloys wheels
- Front fog lamps
- Front & rear parking aid

Interior Features:

- Heated driver & passenger seats
- Electrochromatic mirror
- Rear-view camera with mirror display
- Leather-wrapped steering wheel & gear knob
- Cruise Control
- Tyre Pressure Monitoring System (TPMS)

AMBIENTE

Exterior Features:

- 15" Steel wheels
- Daytime running lights
- Power-fold Mirrors
- Auto Door Lock

Interior Features:

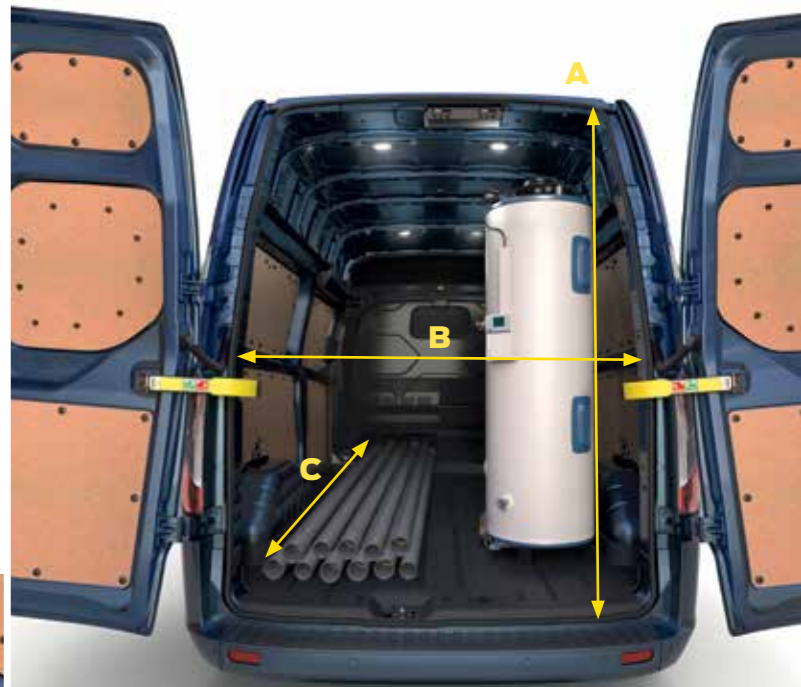
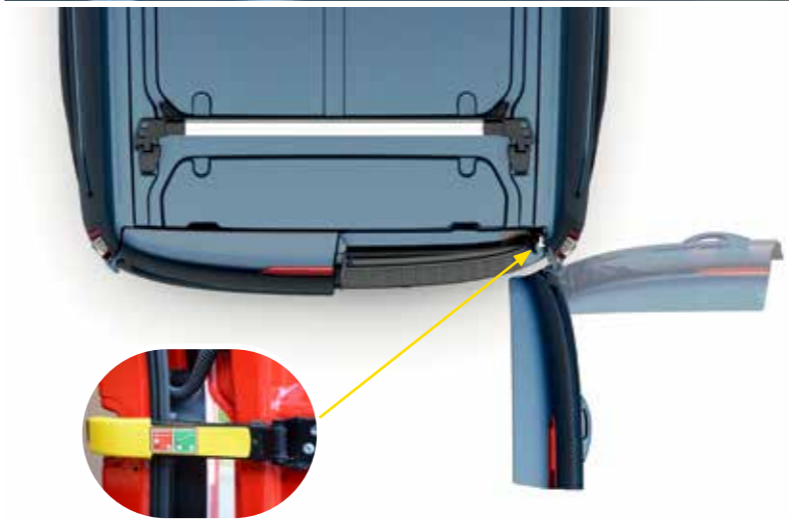
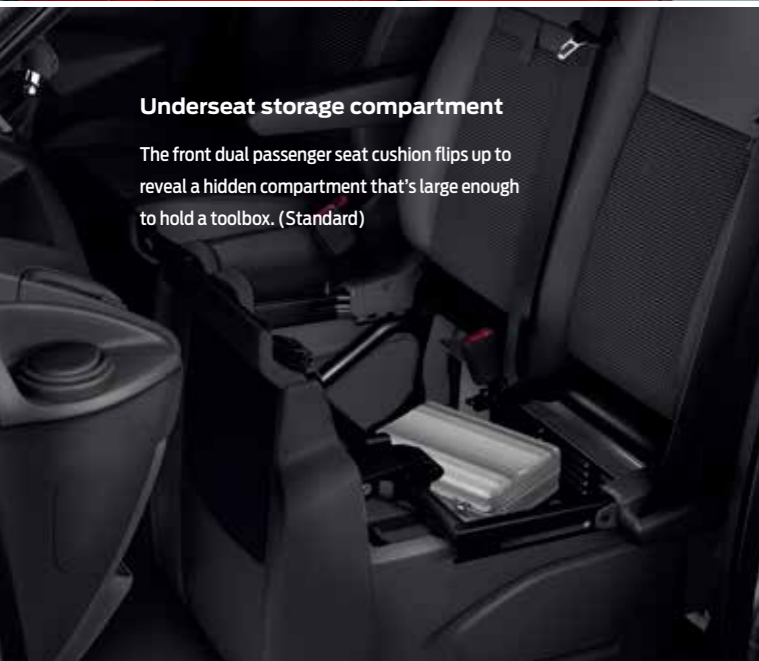
- Radio
- USB
- Bluetooth®
- 12V power points
- Alarm & immobiliser
- Driver airbag



International model shown.

TRANSIT CUSTOM Van bodystyles.

Available as a Van with a Short Wheelbase (SWB) or Long Wheelbase (LWB), there's a van style to match your business.



A: 1 778mm H2 B: 1 755mm C: 3 400mm

Load access made easy with low load heights, a pallet-sized sliding door on both the driver (option on Van) and passenger sides, plus wide-opening rear doors with 180° hinges, **TRANSIT CUSTOM** lets you make the most of the available space.

Work space.

The exceptional New **TRANSIT CUSTOM** sets the benchmark for vehicles in its class. Comfortable, durable and packed with advanced driver-oriented technologies.



Parking distance sensors

Front and rear parking distance sensors provide an audible warning to help you judge parking distances. (Standard on Sport)



Dual front passenger seat with fold-out table

A fold-down table, built into the dual front passenger's seat backrest, is large enough to hold a standard sized laptop computer. (Standard on Sport)



In-cab stowage

TRANSIT CUSTOM's driver-focused cockpit has plenty of useful stowage solutions for bottles, phones and paperwork.

Advanced protection, inside and out.

A full line-up of passive and active safety features makes use of the latest technology to protect the driver, passengers and their belongings.



Impressive towing ability^o

With towing capacity of between 1 300kg – 1 800kg*, the **TRANSIT CUSTOM** offers impressive pulling power along with a range of safety features to help keep you and your trailer secure. From Hill Launch Assist (HLA) to Trailer Sway Control (TSC), you can tow with confidence and enjoy a safe and rewarding drive.

^oAvailable on **TRANSIT** and **TOURNEO CUSTOM**.
^oBraked towing mass shown.

Towbar not standard.
European model shown. Specs may vary – see specification sheets.

Trailer Sway Control^o

When it detects trailer sway, the system is designed to reduce engine torque and apply the brakes to the appropriate wheel(s) to help restore control.

^oStandard with towbar fitted at Dealer.

Traction Control System^o

If wheel slip is detected at low speed, this system can distribute more torque to the wheel with most traction.

Emergency Brake Assist^{oo}

Designed to recognise an emergency braking situation and increase the pressure within the braking system to provide extra stopping power.

Emergency Brake Warning^o

Front and rear indicators automatically flash during heavy braking, giving other drivers advanced hazard warning.

Electronic Stability Programme (ESP)^{oo}

ESP is designed to help you maintain control in extreme driving conditions. It senses when you are deviating from your chosen lane and aims to keep you on track by automatically regulating braking and engine output.

Load Adaptive Control^{oo}

Designed to adjust the responses of the ESP system to compensate when the vehicle is unladen, or partially or fully laden.

Hill Launch Assist^{oo}

Designed to temporarily prevent you from rolling down a hill when you move your foot from the brake pedal to the accelerator pedal. It works in forward and reverse gears, so it's ideal for towing and pulling heavy loads.

Rollover Mitigation^{oo}

Designed to identify a potentially dangerous driving situation and activate the ESP to restore stability.

5-year Corrosion Warranty

The **TRANSIT CUSTOM** owes its durable exterior to a thorough multi-stage painting process. From the wax-injected steel body sections to the water-based top coat, new materials and application processes ensure it is not only virtually solvent-free, but will also retain its good looks for many years to come.

For more details, please refer to warranty guide.



Zinc coating

Phosphate spray coat

Electrocoat

Water-based top coat

Clearcoat lacquer

TOURNEO CUSTOM BUS



International model shown. Specs may vary – see specification sheets.

Discover the luxury of space.

The most rewarding journey begins before you move. You'll notice is the dynamic grille and distinctive front signature lighting. Step inside, and you'll find a spacious and refined interior with luxurious materials and soft-feel trim. Plus a range of clever technologies designed to help you take on life's challenges.



International model shown.

AMBIENTE

Exterior Features:

- 16" Steel wheels
- Dual side load door
- Daytime running lights
- Front fog lamps
- Front & rear parking aid

Interior Features:

- Heated driver & passenger seats
- Leather-wrapped steering wheel
- 12V power points
- Bluetooth®
- Driver & passenger airbag
- Cruise control



International model shown.

AMBIENTE

TREND

Exterior Features:

- Door handles – body coloured
- 16" Alloy wheels
- Heated mirrors
- 17 " Alloys wheels*

Interior Features:

- | | |
|---------------------|-----------------------------------------------------|
| - Leather gearknob | - Optional SYNC®3 with Voice control and Bluetooth® |
| - Lockable glovebox | - Optional adaptive cruise control* |
| - Rear seat recline | - Optional blind spot detection* |
| - SYNC®3 Lite | - Tyre Pressure Monitoring System (TPMS)* |

*Features available on Automatic derivatives only.



International model shown.

TREND

LIMITED

Exterior Features:

- Roof racks
- Towbar
- Auto headlamp control off
- 17 " alloys*

Interior Features:

- | | |
|---------------------------------------------|--------------------------------------------|
| - Manual A/C | - 8" touchscreen * |
| - Rear seat climate control | - Optional adaptive cruise control* |
| - Rear-view camera with mirror display | - Optional blind spot detection* |
| - Electrochromatic mirror | - Tyre Pressure Monitoring System (TPMS) * |
| - Privacy glass | |
| - SYNC®3 with Voice control and Bluetooth®* | |

*Features available on Automatic derivatives only.



International model shown.

LIMITED

Power and torque

The **TOURNEO CUSTOM**'s 2.2L Duratorq TDCi diesel engine is available in 3 power and torque configurations:

- 74kW/310Nm (Ambiente)
- 92kW/350Nm (Trend)
- 114kW/385Nm (Ltd)

The New **TOURNEO CUSTOM** 2.0L diesel engine is also available in 2 power and torque configurations:

- 96kW/385Nm, Automatic transmission (Trend)
- 136kW/415Nm, Automatic transmission (Ltd)

2.2 TDCi is available in 6MT and the new 2.0L is available in 6AT. A standard front-wheel-drive configuration pays dividends for you, passengers and your cargo. Take advantage of generous headroom and greater payload, improved fuel economy and even more lower load floor for extra cargo space and easy access.



International model shown.

Share the memories.

With a multitude of flexible seating configurations, the **TOURNEO CUSTOM** helps to make every outing unforgettable.



Flexible rear seats with tilt function

Each seatback can fold forward to create a flat workspace. The whole seat can fold forward again to take up minimal space. For more room, each seat can be removed. The flexibility of this new seating system can create over 30 different seating and loadspace configurations to suit any occasion.



As flexible as you need it to be

Whatever you're carrying, from passengers and luggage to unexpected loads, the **TOURNEO CUSTOM** is versatile enough to find space for them all. Use all seven or eight seats to accommodate occupants in luxurious comfort. Or fold, tumble or stow the second- and third-row seats in more than 30 different ways to create limousine-like space or to maximise the luggage area.



8-seater model shown above.

TOURNEO CUSTOM
SWB 8 seats (4 972mm)



SWB Bus – Available in Limited spec only.

TOURNEO CUSTOM
LWB 8 seats (5 339mm)



Smart

Smart solutions.

The generously proportioned interior of the **TOURNEO CUSTOM** unites space with smart versatility. It can carry up to eight in complete luxury, or be easily reconfigured to offer up to 6.8m³ (SAE) of luggage space.



Optional accessory displayed

Retractable roof-rack

Holds 130kg of cargo and, when not in use, folds level with the roof line to improve fuel economy and reduce wind noise. Available as accessory.



UK LWB model shown – Sub-Saharan Africa specs may vary – see specification sheets.



Shift Indicator

Advises you when to change gear for maximum fuel efficiency. (Standard)



ISOFIX child-seat fixing points

For enhanced passenger safety, three ISOFIX child-seat attachment points are available on the centre and driver's side seats of the second row, and the centre seat of the third row.



Innovation stowage solutions

Functional storage options include cupholders and a stowage area concealed beneath a neat roller cover (only available with single front-passenger seat). Large front door pockets and a lockable globebox. (Standard)



Sliding doors and running boards

Running boards fitted below the two sliding side doors make getting in and out even easier, while enhancing **TOURNEO CUSTOM**'s luxurious style. (Standard)

TRANSIT RANGE



International model shown. Specs may vary - see specification sheets.

Logistics never looked so good. New TRANSIT VAN.

The exterior of the latest Ford Transit brings a fresh look to the iconic design with a distinctive three-bar signature grille.

Anywhere you like.

With two frame lengths, a range of Gross Vehicle Mass (GVM) from 3 300kg to 4 700kg and a choice of front-wheel drive powertrain configurations, the **TRANSIT** is prepared for almost any challenge that comes its way.



The foundation for your business

The **TRANSIT SINGLE CHASSIS CAB** combines the strength of a heavy truck with the agility of a light commercial vehicle to provide unbeatable support for your business.

Enhanced cargo space


With more space, more convenience and greater practicality, the **TRANSIT** clearly means business. Offering up to 15.1m³ of loadspace in the new Extended Long Wheelbase (ELWB) van, plus room for up to 5 Europallets, it cuts even the biggest jobs down to size.



Power and torque

The **TRANSIT**'s 2.2L Duratorq TDCi diesel engine is available in two power and torque configurations:

- 92kW/350Nm (Panel Van & Chassis Cab)
- 114kW/385Nm (Panel Van & Chassis Cab)



Towing ability

The **TRANSIT**'s appetite for hard work extends beyond its loadspace. The **TRANSIT VAN** and **TRANSIT SINGLE CHASSIS CAB** versions with high-rated suspension and 7 000kg Gross Train Mass (GTM) can pull up to a maximum 3 500kg tonnes of braked trailer load.




Engineered for durability.

Like every Ford commercial vehicle before it, the **TRANSIT** has durability in its DNA.



Chassis Design

Throughout the design process, Ford has worked closely with the body-building industry to ensure that all standard body types, and most specialist conversions, can be fitted with little or no modification required.



Higher centre of gravity suspension as standard, to cope with large bodywork.

Electrical connections for additional exterior lighting, where required.

Bolted closing member allows chassis length to be customised without welding.

Wheelbase and overhang dimensions suitable for industry-standard body sizes.

Easy body mounting with integral mounting points and bolt-on rear frame overhangs, where required.

Ready for work.

Your **TRANSIT** is ready for work the moment you take delivery. Fully equipped inside and out, it offers all the right tools to make loading, unloading and managing your payload as easy as possible.



Even better ride and handling

The **TRANSIT**'s renowned driving qualities have been fine-tuned with stiffer suspension mounting bushes and brackets, and a newly-designed anti-roll bar.



Heavy-duty headboard

Substantial all-steel powder-coated headboard provides protection to the cab and its occupants. Strong construction allows ladders and heavy items to be secured with ease. Part of option float on **TRANSIT SINGLE CHASSIS CAB**.




Large body door mirrors

Standard-width door mirrors accommodate body sizes up to 2 170mm. Large blind-spot mirrors are incorporated for excellent visibility.



Loadspace lighting

New interior loadspace lights provide greater visibility when working inside the vehicle.



Load tie-downs

Pull-up load retention rings sit flush with the load platform when not in use.

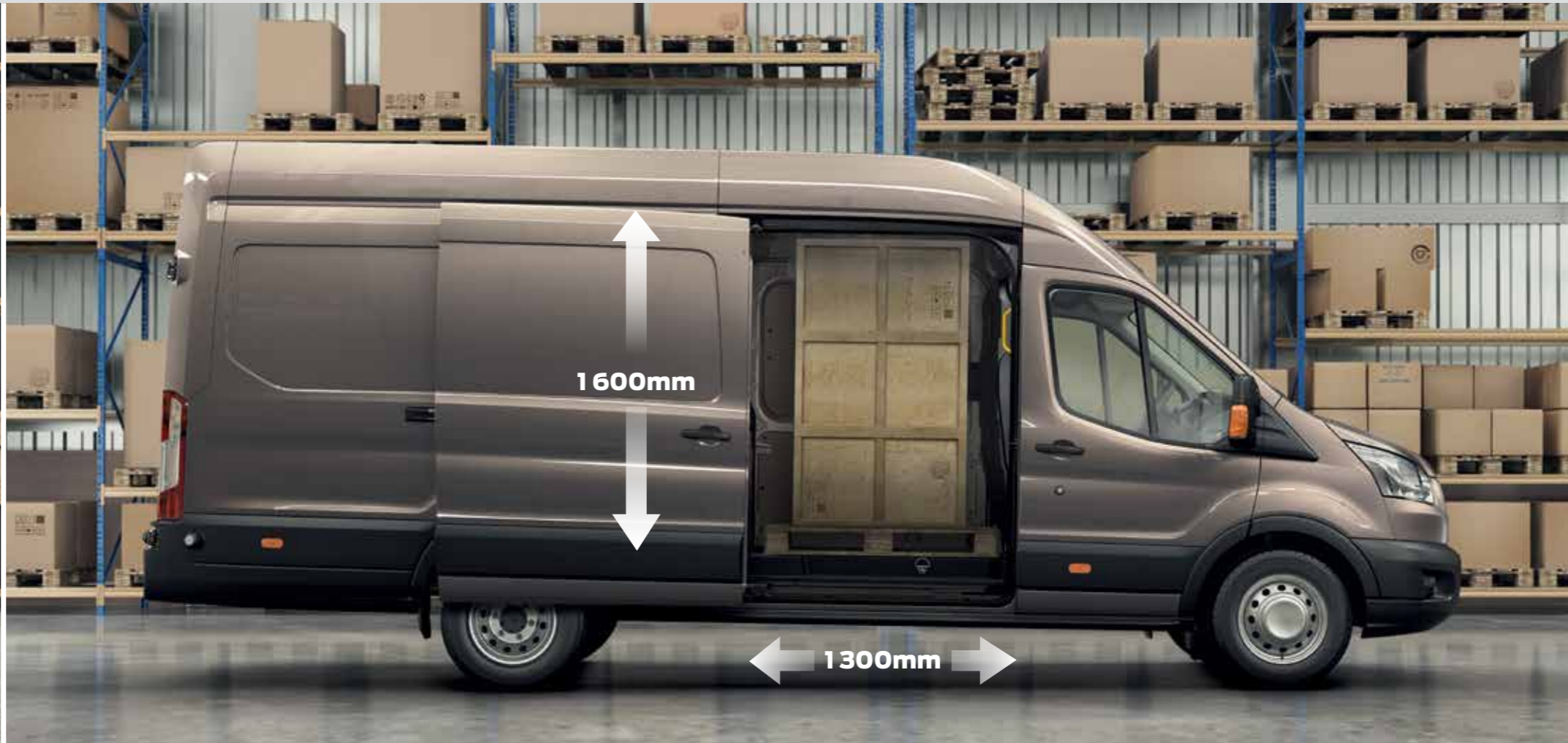
More efficient by design.

Combining high carrying capacity and maximum productivity, **TRANSIT** has the answer to all your transport needs.

Optimised loadspace and payload

The **TRANSIT** delivers exceptional load capacity. You'll find up to 13.8m³ of cargo space to fill. The flat load floor and near vertical side walls help you make the most of all that space, with room to carry loads of up to 4 374mm in length and up to 2 070mm in height. Access to the load area is quick and easy too, thanks to a wide-opening sliding side door, full-height rear doors that can be opened to a full 270° (standard on Long Wheelbase and Extended Body) and a built-in rear bumper step.

- 7.0m³ to 13.8m³ loadspace. Greater load cube allows more to be carried in a single journey for improved operating efficiency.
- 3 200mm and 4 374mm load lengths. Increased load lengths can accommodate standard-length items, like pipes, building boards and carpet rolls.



Fold-out table and underseat stowage compartment

The front dual passenger seat features a fold-out table, dual cup holders and an underseat stowage compartment large enough to hold a toolbox.



Overhead stowage system

The **TRANSIT** is equipped with plenty of useful in-cab storage areas, including a new full-width overhead stowage shelf.



Integrated rear bumper step

The rear bumper design incorporates an integral step for easy access to the loadspace.



Storage compartment with power point, AUX input and USB ports above instrument cluster

Cleverly concealed storage compartment for safe stowage of items.

Designed for hard work.

The ideal van for every job.

Whatever you need from a van, you'll find it in the **TRANSIT**. Three load lengths, two roof heights, larger load volumes and higher gross vehicle masses. Plus a choice of driveline configurations on selected models.

The **TRANSIT** clearly means business. With a choice of front-wheel drive and rear-wheel drive and Gross Vehicle Mass (GVM) between 3 300kg and 4 700kg, your specific need for load carrying space and capacity has been met.

1886 mm



Van Medium Wheelbase

Medium Roof (H2) FWD

10.1/9.6 m³

2025 mm



Van Extra Long Wheelbase

High Roof (H3) RWD

15.1 m³

Measured in cubic metres and with a full bulkhead fitted.



Chassis Cab Medium Wheelbase

Single rear wheel
FWD

Chassis frame length 3 144mm

3 300 (kg) GVM



Chassis Cab Extra Long Wheelbase


Dual rear wheel
RWD

Chassis frame length 4 151mm

4 700 (kg) GVM

1784mm

1300mm

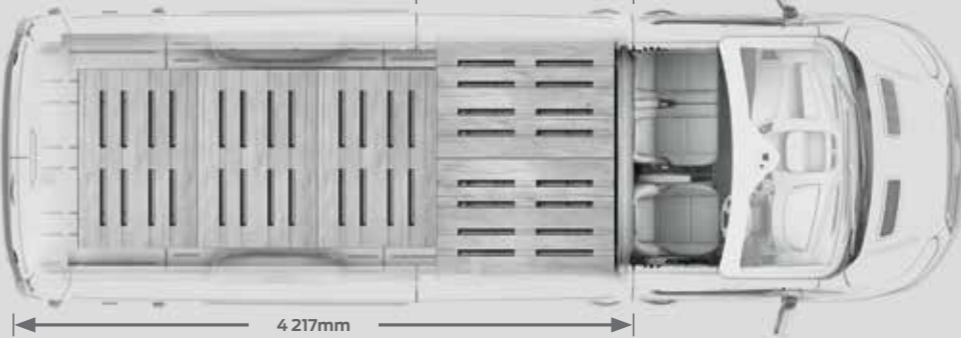


Van Medium Wheelbase

Europallet (1 000mm load) Capacity: 4 Pallets

1784mm

1300mm




Van Extra Long Wheelbase

Europallet (1 000mm load) Capacity: 5 Pallets

Measured in cubic metres and with a full bulkhead fitted.

1325 (kg) Gross Payload




Chassis Cab Medium Wheelbase

Single rear wheel
FWD

Max load length @ floor (with Bulkhead): 3 044mm

2 270 (kg) Gross Payload



Chassis Cab Extra Long Wheelbase

Dual rear wheel
RWD

Max load length @ floor (with Bulkhead): 4 217mm

Van interior features

- Easy-clean rubber floor covering in cab
- Courtesy lights with theatre dimming
- Trip computer
- Economy – gearshift indicator light
- Driver's seat – 4-way adjustable
- Rake- and reach-adjustable steering column
- Dual passenger seats with fold-out table and underseat stowage compartment
- Electronically-operated front windows
- Remote central locking
- Full steel bulkhead
- x10 (MWB) - x12 (LWB) DIN 75410 compliant tie-down loops

Chassis interior features

- Easy-clean rubber floor covering in cab
- Courtesy lights with theatre dimming
- Trip computer
- Economy – gearshift indicator light
- Driver's seat – 4-way adjustable
- Rake- and reach-adjustable steering column
- Dual passenger seats with lift-up seat stowage
- Electronically-operated windows
- Remote central locking

Make it yours.

| **TRANSIT** and **CHASSIS CAB**. Choose the colour and trim that you think best reflects your business. |

Make it yours.

| **TRANSIT** and **TOURNEO CUSTOM**. Choose the colour and trim that you think best reflects your business. |



Blazer Blue
(Solid)



Deep Impact Blue
(Metallic*)



Frozen White
(Solid)



Frozen White
(Solid)



Moondust Silver
(Metallic*)



Diffused Silver
(Metallic*)



Magnetic
(Metallic*)



Magnetic
(Metallic*)



Race Red
(Solid)



Moondust Silver
(Metallic*)



Orange Glow
(Metallic*)



Race Red
(Solid)



Blazer Blue
(Solid)



Blue Metallic
(Metallic*)



Blazer Blue
(Solid)



Deep Impact Blue
(Metallic*)



Frozen White
(Solid)



Frozen White
(Solid)



Moondust Silver
(Metallic*)



Diffused Silver
(Metallic*)



Magnetic
(Metallic*)



Magnetic
(Metallic*)



Race Red
(Solid)



Moondust Silver
(Metallic*)



Orange Glow
(Metallic*)



Race Red
(Solid)



Blazer Blue
(Solid)



Blue Metallic
(Metallic*)

*Metallic body colours are optional, at extra cost.
Colours applicable to **TRANSIT VAN**, and **TRANSIT SINGLE CHASSIS CAB**.
Note: The images used are to illustrate body colours only and may not reflect the vehicle described. Colours and trims reproduced within this brochure may vary from the actual colours, due to the limitations of the printing processes used.

International model shown.

Wheels



Ambiente
16" Steel wheel – 205/60 R16
Aftermarket styled wheel cover shown - South African specs will vary - see specification sheets.

Wheels



6.5 x 15" Steel road wheels



6.5 x 16" Steel road wheels
Available on Ambiente Bus



7.5 x 17" Alloy Style¹ LR1
Available on Sport Van



6.5 x 16" Alloy Style A
Available on Trend Bus and Limited bus

Ambiente wheels might vary depending on derivative. please refer to spec sheet for info.



FORD CREDIT

As part of the Ford family, Ford **CREDIT** offers a number of unique finance products to make driving a new or used vehicle affordable and simple. Our Ford **OPTIONS** product is designed to allow you to drive a brand new Ford more often, with the peace of mind that we guarantee its future value.*

For more information regarding our products, speak to your Ford Dealer or go to www.ford.co.za/buying/ford-credit/home.



| FORD CREDIT

FORD PROTECT

Genuine parts. Genuine service.

Enjoy years of trouble-free motoring and preserve the value of your new Ford by fitting only genuine Ford parts and accessories. Servicing your new Ford at a Ford Dealer will also protect you and your vehicle warranty.



| FORD PROTECT

*Subject to T&Cs.

Business and Commercial Fleet Customers.

The Ford portfolio of products is growing rapidly to meet your business needs.

Please contact your local Ford Dealer for more information
or visit our website www.ford.co.za/fleet
or alternatively email us at fleetsa@ford.com.

Ford PROTECT

Ford **PROTECT** offers a holistic suite of service, maintenance, warranty and roadside-assistance products aimed at keeping your new Ford product in perfect working condition.

New Vehicle Warranty – Every new Ford product comes with a 4-yr/120 000km Comprehensive Warranty.

Corrosion Warranty – Cover lasts for 5-yr/unlimited km.

Roadside Assistance – Cover lasts for 3-yr/unlimited km cover for mechanical, electrical, flat tyres, batteries, medical emergencies and towing, if needed, to the nearest Ford dealership.

New Vehicle Extended Warranty – An Extended Warranty may be purchased prior to the expiry of the 4-yr/120 000km New Vehicle Warranty, please contact your dealerships for additional options on the extended warranty.

TRANSIT CUSTOM

Service Plan – Every **TRANSIT CUSTOM Van** comes standard with a 6-yr/90 000km Service Plan, which covers all scheduled servicing except friction materials, i.e. brake pads and wiper blades.

TOURNEO CUSTOM

Service Plan – Every **TOURNEO CUSTOM** comes standard with a 6-yr/90 000km Service Plan, which covers all scheduled servicing except friction materials, i.e. brake pads and wiper blades.

*Service Plan only standard on Transit Van and Chassis Cab models with Eurovac code, GDHD, GDCE, GYHA, and GYCA.

*The declared fuel consumption and CO₂ emissions figures were achieved during technical laboratory testing in accordance with the legislated technical specifications (SANS 20101: 2006/ECE R101: 2005 as last amended) and validated and approved by the UK Vehicle Certification Authority (VCA). Fuel consumption and CO₂ emissions figures are used to compare different vehicle types under uniform conditions, and are not necessarily indicative of real-life driving conditions. Note that the actual fuel consumption and emissions levels will depend on many factors and are directly affected by the length of the journey; number of passengers and the amount of luggage carried; individual driving style; road conditions; weather conditions; vehicle age, mileage, condition and standard of maintenance; use of vehicle features such as air conditioning; and any modifications to the vehicle. Your fuel economy will vary based on these and other factors and, for these reasons, many drivers may not achieve the EU fuel economy figures in day-to-day driving, although the vehicle is technically capable of doing so.



Quality

We design and build your Ford to feel as good after many years of service as it did the day you picked it up. And to drive just as beautifully too.



Green

Using advanced Ford technology, we're committed to creating vehicles with improved fuel economy, reduced CO₂ emissions and a lower overall cost of ownership.



Safe

Ford's Intelligent Protection System uses sophisticated technology designed to help prevent an accident and, if one should happen, to protect you.



Smart

Vehicles with smart intuitive technologies designed to connect your world, and many clever solutions from Ford that make life a little easier.

Ford reserves the right, subject to all applicable laws, to discontinue or change features and other specifications either temporarily or permanently, which will be communicated to the Ford Dealer Network. Printed January 2020.

GTB707538/20MY



Visit FordSouthAfrica